



1st Annual Canyon Classic

Sorted on Laps


Group 2&7

Eagles Canyon Raceway 2.750 miles

G2-Race 2

9/13/2025 15:50

Race started at 16:37:22



Pos	No.	Name	Class	Vehicle-Year/Make/Model	Color	Laps	Total Tm	Best Tm	In Lap	Points	Group
1	34	Thomas Schluter	CP	1969 Porsche 911	Orange	5	15:09.054	2:18.365	3	2	7
2	43	Burt Williams	CP	1970 Porsche 911	Blue	5	15:10.198	2:18.348	5	2	7
3	70	Scott Conrad	ND	1968 Alfa Romeo GTAm	Red/Yellow	5	15:24.483	2:20.593	5	2	7
4	71*	Wes Wigginton	CP	1971 Porsche 911T	Green	5	15:25.062	2:20.153	5	2	7
5	60	Stefan Schluter	EP	1972 Porsche 914	Tangerine	5	15:26.202	2:21.194	5	2	2
6	27	R. Paul Evans	ND	1970 Datsun 510	Silver	5	15:36.062	2:23.303	2	2	7
7	83*	Adrian Neil Verity	EP Plus	1966 MG B	Green	5	15:37.651	2:23.744	2	2	2
8	67	Bob Kramer	DP	1962 Triumph TR4	Blue	5	15:59.124	2:27.118	2	2	7
9	572	Karl Keiger	FP	1966 MG Midget	Green	5	16:03.446	2:28.440	2	2	2
10	19	Richard Wright	CP	1965 Jaguar Etype	Dk Blue	5	16:03.872	2:24.711	5	2	7
11	10	David Lee	FP	1959 Austin Healey Sprite	White	5	16:06.084	2:25.825	5	2	2
12	83	James Dean	EP	1972 Porsche 914	grey	5	16:14.461	2:30.877	5	2	2
13	98	Diego Iturbe	DP	1962 Austin Healey 3000	Black	5	16:16.165	2:28.160	4	2	7
14	5	Trevor Bond	ND	1962 Morris Mini	Black	5	16:29.904	2:33.051	1	2	2
15	40	Patrick Fisher	EP	1965 MG B Roadster	Red Orange	5	16:31.505	2:31.144	3	2	2
16	193	Jose Iturbe	ND	1972 Porsche 911	White/Blue	5	16:44.840	2:35.609	5	2	7
17	18	Paul Martin	EP	1971 MG MGB	Green	5	16:51.165	2:36.027	3	2	2
18	614	William Pollard	EP	1974 Porsche 914	Yellow	5	16:52.026	2:36.725	5	2	2
19	133	Stan Bell	EP Plus	1973 Fiat 124 Spider	yellow	3	11:21.866	2:28.766	3	2	2
Not classified (50% = 2 Laps)											
DNF	14	John Frymark	DP	1968 Triumph GT6	Yellow	1	6:15.989	2:40.080	1	1	7
DNS	26	Mike Coleman	FP	1972 MG Midget	Black Tulip				0	0	2
DNS	122	Steven Schultze	BS	1968 Volvo 122s	White Red				0	0	7
DNS	41	Gregory Blake	EP	1958 Triumph TR3	Silver				0	0	2
DNS	195	Michael Mott	BS	1966 Ford Lotus Cortina	White				0	0	7
DNS	20	Gary Perser	CP	1965 Ginetta G4 1500	Red				0	0	7
DNS	28	Joanne Lemmons	CS	1966 Austin Mini	Blue				0	0	2
DNS	31*	J.W. Lobdell	ND	1965 MG MGB	white				0	0	2
DNS	71	Lowell Huston	BS	1969 datsun 510	Maroon				0	0	7
DNS	13	Nicholas Tyler	ND	1967 Triumph Spitfire	Silver				0	0	2
DNS	25	Steve Coleman	FP	1972 MG Midget	Black Tulip				0	0	2
DNS	31	William Trimbur	ND	1982 BMW 320i	Yellow				0	0	7

Margin of Victory	Avg. Speed	Best Lap Tm	Best Speed	Best Lap by
1.144	54.452	2:18.348	71.559	43 - Burt Williams

President - Steve Coleman Orbits

VP - David Lee

Safety Steward - Berkeley Merrill

Chief Steward - David Hopkins

www.mylaps.com

Licensed to: Corinthian Vintage Auto Racing corp.



1st Annual Canyon Classic

Sorted on Laps


Group 2&7

Eagles Canyon Raceway 2.750 miles

G2-Race 2

9/13/2025 15:50

Race started at 16:37:22



Pos	No.	Name	Class	Vehicle-Year/Make/Model	Color	Laps	Total Tm	Best Tm	In Lap	Points	Group
DNS	47	Richard Fisher	FP	1959 Austin Healey Sprite	Blue				0	0	2
DNS	48	Bobby Whitehead	ND	1960 Austin Seven S Mini Cooper	Red				0	0	2
DNS	72	Ned Cullen	EP	1974 Porsche 914	Red				0	0	2
DNS	90	Chuck Brehm	GT4	1982 FIAT X1/9	Yellow				0	0	2

Margin of Victory	Avg. Speed	Best Lap Tm	Best Speed	Best Lap by
1.144	54.452	2:18.348	71.559	43 - Burt Williams

President - Steve Coleman Orbits

VP - David Lee

Safety Steward - Berkeley Merrill

Chief Steward - David Hopkins

www.mylaps.com

Licensed to: Corinthian Vintage Auto Racing corp.



1st Annual Canyon Classic


Eagles Canyon Raceway 2.750 miles

Group 2&7

G2-Race 2

9/13/2025 15:50

Race started at 16:37:22



Lap	Lap Tm	Diff	Time of Day
(34) Thomas Schluter			
1	2:22.121	+3.756	16:43:16.855
2	2:18.489	+0.124	16:45:35.344
3	2:18.365		16:47:53.709
4	2:18.827	+0.462	16:50:12.536
5	2:18.939	+0.574	16:52:31.475
(43) Burt Williams			
1	2:21.918	+3.570	16:43:16.065
2	2:20.645	+2.297	16:45:36.710
3	2:18.997	+0.649	16:47:55.707
4	2:18.564	+0.216	16:50:14.271
5	2:18.348		16:52:32.619
(70) Scott Conrad			
1	2:25.942	+5.349	16:43:20.634
2	2:22.720	+2.127	16:45:43.354
3	2:22.019	+1.426	16:48:05.373
4	2:20.938	+0.345	16:50:26.311
5	2:20.593		16:52:46.904
(71*) Wes Wigginton			
1	2:24.625	+4.472	16:43:19.000
2	2:23.519	+3.366	16:45:42.519
3	2:24.035	+3.882	16:48:06.554
4	2:20.776	+0.623	16:50:27.330
5	2:20.153		16:52:47.483
(60) Stefan Schluter			
1	2:25.852	+4.658	16:43:20.130
2	2:22.136	+0.942	16:45:42.266
3	2:22.454	+1.260	16:48:04.720
4	2:22.709	+1.515	16:50:27.429
5	2:21.194		16:52:48.623
(27) R. Paul Evans			
1	2:28.195	+4.892	16:43:22.736
2	2:23.303		16:45:46.039
3	2:23.856	+0.553	16:48:09.895
4	2:23.675	+0.372	16:50:33.570
5	2:24.913	+1.610	16:52:58.483
(83*) Adrian Nel Verity			
1	2:28.714	+4.970	16:43:24.204
2	2:23.744		16:45:47.948
3	2:24.053	+0.309	16:48:12.001
4	2:23.915	+0.171	16:50:35.916
5	2:24.156	+0.412	16:53:00.072
(67) Bob Kramer			
1	2:31.373	+4.255	16:43:26.876
2	2:27.118		16:45:53.994
3	2:29.034	+1.916	16:48:23.028
4	2:29.069	+1.951	16:50:52.097
5	2:29.448	+2.330	16:53:21.545
(572) Karl Keiger			
1	2:32.461	+4.021	16:43:27.939
2	2:28.440		16:45:56.379
3	2:31.175	+2.735	16:48:27.554

Lap	Lap Tm	Diff	Time of Day
4	2:29.614	+1.174	16:50:57.168
5	2:28.699	+0.259	16:53:25.867
(19) Richard Wright			
1	2:38.639	+13.928	16:43:36.380
2	2:28.315	+3.604	16:46:04.695
3	2:29.252	+4.541	16:48:33.947
4	2:27.635	+2.924	16:51:01.582
5	2:24.711		16:53:26.293
(10) David Lee			
1	2:32.430	+6.605	16:43:30.273
2	2:31.448	+5.623	16:46:01.721
3	2:32.083	+6.258	16:48:33.804
4	2:28.876	+3.051	16:51:02.680
5	2:25.825		16:53:28.505
(83) James Dean			
1	2:33.160	+2.283	16:43:29.728
2	2:31.693	+0.816	16:46:01.421
3	2:31.901	+1.024	16:48:33.322
4	2:32.683	+1.806	16:51:06.005
5	2:30.877		16:53:36.882
(98) Diego Iturbe			
1	2:39.013	+10.853	16:43:34.845
2	2:33.666	+5.506	16:46:08.511
3	2:30.876	+2.716	16:48:39.387
4	2:28.160		16:51:07.547
5	2:31.039	+2.879	16:53:38.586
(5) Trevor Bond			
1	2:33.051		16:43:31.090
2	2:35.211	+2.160	16:46:06.301
3	2:36.527	+3.476	16:48:42.828
4	2:36.271	+3.220	16:51:19.099
5	2:33.226	+0.175	16:53:52.325
(40) Patrick Fisher			
1	2:41.856	+10.712	16:43:39.484
2	2:37.463	+6.319	16:46:16.947
3	2:31.144		16:48:48.091
4	2:31.652	+0.508	16:51:19.743
5	2:34.183	+3.039	16:53:53.926
(193) Jose Iturbe			
1	2:40.946	+5.337	16:43:38.030
2	2:40.183	+4.574	16:46:18.213
3	2:37.152	+1.543	16:48:55.365
4	2:36.287	+0.678	16:51:31.652
5	2:35.609		16:54:07.261
(18) Paul Martin			
1	2:48.799	+12.772	16:43:45.827
2	2:38.598	+2.571	16:46:24.425
3	2:36.027		16:49:00.452
4	2:36.127	+0.100	16:51:36.579
5	2:37.007	+0.980	16:54:13.586
(614) William Pollard			
1	2:46.842	+10.117	16:43:43.549

Lap	Lap Tm	Diff	Time of Day
2	2:39.587	+2.862	16:46:23.136
3	2:37.530	+0.805	16:49:00.666
4	2:37.056	+0.331	16:51:37.722
5	2:36.725		16:54:14.447
(133) Stan Bell			
1	2:45.331	+16.565	16:43:44.680
2	2:30.841	+2.075	16:46:15.521
3	2:28.766		16:48:44.287
(14) John Frymark			
1	2:40.080		16:43:38.410

President - Steve Coleman

Orbits

VP - David Lee

Safety Steward - Berkeley Merrill

Chief Steward - David Hopkins

Printed: 9/13/2025 4:54:50 PM

www.mylaps.com

icensed to: Corinthian Vintage Auto Racing corp.



1st Annual Canyon Classic

Lapchart

Group 2&7

Eagles Canyon Raceway 2.750 miles

G2-Race 2

9/13/2025 15:50

Race started at 16:37:22

Competitors	Laps	Laps					
		0	1	2	3	4	5
Burt Williams (43)	1	43	43	34	34	34	34
Stefan Schluter (60)	2	60	34	43	43	43	43
Wes Wigginton (71*)	3	71*	71*	60	60	70	70
R. Paul Evans (27)	4	27	60	71*	70	71*	71*
Scott Conrad (70)	5	70	70	70	71*	60	60
Thomas Schluter (34)	6	34	27	27	27	27	27
Karl Keiger (572)	7	572	83*	83*	83*	83*	83*
Adrian Neil Verity (83*)	8	83*	67	67	67	67	67
Bob Kramer (67)	9	67	572	572	572	572	572
Diego Iturbe (98)	10	98	83	83	83	19	19
James Dean (83)	11	83	10	10	10	10	10
William Pollard (614)	12	614	5	19	19	83	83
Paul Martin (18)	13	18	98	5	98	98	98
Jose Iturbe (193)	14	193	19	98	5	5	5
Patrick Fisher (40)	15	40	193	133	133	40	40
Richard Wright (19)	16	19	14	40	40	193	193
David Lee (10)	17	10	40	193	193	18	18
Trevor Bond (5)	18	5	614	614	18	614	614
John Frymark (14)	19	14	133	18	614		
Stan Bell (133)	20	133	18				
-	21						
-	22						
-	23						
-	24						
-	25						
-	26						
-	27						
-	28						
-	29						
-	30						
-	31						
-	32						
-	33						
-	34						
-	35						

President - Steve Coleman

Orbits

VP - David Lee

Safety Steward - Berkeley Merrill

www.mylaps.com

Chief Steward - David Hopkins

icensed to: Corinthian Vintage Auto Racing corp.

Printed: 9/13/2025 4:54:55 PM