



1st Annual Canyon Classic

Sorted on Laps

Group 6

Eagles Canyon Raceway 2.750 miles

G6-Race 2

9/13/2025 14:20

Race (15:00 Time) started at 15:09:31

Pos	No.	Name	Class	Vehicle-Year/Make/Model	Color	Laps	Total Tm	Best Tm	In Lap	Points	Group
1	50	John Taphorn	FF2000	1988 Reynard FC	Red/Blue	7	14:32.534	2:02.641	5	2	6
2	18	Dylan Schrader	ND	1995 Van Diemen Continental	Yellow	7	14:49.284	2:04.367	2	2	6
3	66	Ian Schoen	FF2	30F Crossle	White/Black	7	14:52.615	2:05.301	2	2	6
4	68	David Zavelson	FF2	1983 Swift DB-1	Red/Wht/Blu	7	14:59.489	2:05.562	5	2	6
5	22	Scott Clark	FF3	1985 Swift DB-1	Red	7	15:00.977	2:05.921	6	2	6
6	3*	Stuart Crow	FF3	1985 Swift DB1	blue	7	15:01.746	2:05.508	5	2	6
7	88	Tom Dalrymple	FF2	1981 VanDiemen RF81	Yellow	7	15:03.524	2:05.673	5	2	6
8	95	Alex Acemyan	ND	1969 Beach T11F	Black/Gold	7	15:04.442	2:05.853	6	2	6
9	112	Ty Coffey	FF2	1972 FORD CROSSLE 25F	RED / W H I T E /	7	15:05.862	2:07.595	5	2	6
10	96	Nathan Baldauff	ND	1969 Beach T-11F	Blue / White	7	15:12.943	2:08.423	5	2	6
11	23	Charles Jones	FF1	1972 Titan MK VI	Dark Blue	7	15:15.882	2:09.118	2	2	6
12	80	Ted Smith	FF3	1982 Van Diemen RF82 Formula F	Red	7	15:17.315	2:09.162	6	2	6
13	7	Mike Swensen	FF2	1977 Royale RP24	Green/White	7	15:46.073	2:11.415	6	2	6
14	58	Skip Duplissey	FF1	1970 Titan Mk6	gray	7	15:46.559	2:12.179	6	2	6
15	3	Maurice Griffin	FF1	1972 Merlyn Mk20A	Blue and Red	7	15:48.603	2:12.277	6	2	6
16	98*	Jeffrey Garrett	FF2	1976 Legrand CF	Green	7	15:49.965	2:12.422	6	2	6
17	31	William Trimbur	ND	1988 Van Diemen Formula Contine	Red	7	15:52.120	2:12.687	4	2	6
18	53	Heriberto Ordonez	FF1	1972 Merlyn Mk20A	Red	7	15:54.883	2:10.560	6	2	6
19	02	Jeff Neathery	FF1	1969 Winkelmann WDF-1	Red/black	7	16:17.548	2:16.564	5	2	6
20	20	Joe Kubizniak	FF1	1974 Lola T342	White	6	14:57.071	2:15.456	5	2	6
21	122	Jake Kimbrough	S2000	1994 Toyota World Sports Racer	RED	6	14:58.493	2:25.791	4	2	6
22	78	Tim Blakeney	FA	1982 Royale RP-33m	White	6	15:08.222	2:26.815	4	2	6
23	111	Andrea Samudio	FF2	1973 Crossle 35f	Red/Yellow	6	15:19.512	2:24.926	5	2	6
24	25	Willis Murphey	FF3	1985 Swift DB-1	White/Orang	5	11:54.242	2:18.608	4	2	6
25	05	Jeff Lee	FF3	1984 Swift DB1	Red	5	12:28.140	2:26.293	3	2	6
26	777	Caleb Hamm	FF2	1972 Crossle 25f	Red/yellow	4	8:41.311	2:05.852	4	2	6
27	29	Patrick Flynn	FF3	1981 Van Diemen Formula Ford	Blue	4	9:05.092	2:08.245	3	2	6
28	87	Justin Kimrey	FF2	1980 Lola T540E	Black/Orange	4	9:08.824	2:12.981	4	2	6

Not classified (50% = 3 Laps)

DNF	48	Michael Sauce	FF2	1977 Gurney Eagle Formula Ford	blue	1	2:34.324	2:29.041	1	1	6
DNF	61	John Mihalich	FF1	1969 Lotus Type 61	White	1	2:35.160	2:31.165	1	1	6
DNF	56	Paul Haggar	F2	1982 Ralt RT4	Blue/White		5.957		0	1	6

Margin of Victory	Avg. Speed	Best Lap Tm	Best Speed	Best Lap by
16.750	79.424	2:02.641	80.723	50 - John Taphorn

President - Steve Coleman

Orbits

VP - David Lee

Safety Steward - Berkeley Merrill

www.mylaps.com

Chief Steward - David Hopkins

Licensed to: Corinthian Vintage Auto Racing corp.

Printed: 9/13/2025 3:26:27 PM

Page 1/2



1st Annual Canyon Classic

Sorted on Laps


Group 6

Eagles Canyon Raceway 2.750 miles

G6-Race 2

9/13/2025 14:20

Race (15:00 Time) started at 15:09:31



Pos	No.	Name	Class	Vehicle-Year/Make/Model	Color	Laps	Total Tm	Best Tm	In Lap	Points	Group
DNS	98	Pete Christensen	FF2	1976 Legrand CF	Green				0	0	6

Margin of Victory	Avg. Speed	Best Lap Tm	Best Speed	Best Lap by
16.750	79.424	2:02.641	80.723	50 - John Taphorn

President - Steve Coleman Orbits

VP - David Lee

Safety Steward - Berkeley Merrill

Chief Steward - David Hopkins

www.mylaps.com

Licensed to: Corinthian Vintage Auto Racing corp.

Printed: 9/13/2025 3:26:27 PM

Page 2/2



1st Annual Canyon Classic

Eagles Canyon Raceway 2.750 miles

Group 6

G6-Race 2

9/13/2025 14:20

Race (15:00 Time) started at 15:09:31

Lap	Lap Tm	Diff	Time of Day
(50) John Taphom			
1	2:06.349	+3.708	15:11:37.382
2	2:03.182	+0.541	15:13:40.564
3	2:04.472	+1.831	15:15:45.036
4	2:03.675	+1.034	15:17:48.711
5	2:02.641		15:19:51.352
6	2:06.270	+3.629	15:21:57.622
7	2:05.945	+3.304	15:24:03.567
(18) Dylan Schrader			
1	2:07.659	+3.292	15:11:38.816
2	2:04.367		15:13:43.183
3	2:05.562	+1.195	15:15:48.745
4	2:07.077	+2.710	15:17:55.822
5	2:05.726	+1.359	15:20:01.548
6	2:04.703	+0.336	15:22:06.251
7	2:14.066	+9.699	15:24:20.317
(66) Ian Schoen			
1	2:09.373	+4.072	15:11:40.760
2	2:05.301		15:13:46.061
3	2:06.794	+1.493	15:15:52.855
4	2:05.776	+0.475	15:17:58.631
5	2:06.965	+1.664	15:20:05.596
6	2:06.964	+1.663	15:22:12.560
7	2:11.088	+5.787	15:24:23.648
(68) David Zavelson			
1	2:11.224	+5.662	15:11:42.982
2	2:07.714	+2.152	15:13:50.696
3	2:07.104	+1.542	15:15:57.800
4	2:06.990	+1.428	15:18:04.790
5	2:05.562		15:20:10.352
6	2:05.782	+0.220	15:22:16.134
7	2:14.388	+8.826	15:24:30.522
(22) Scott Clark			
1	2:10.317	+4.396	15:11:41.922
2	2:08.152	+2.231	15:13:50.074
3	2:06.802	+0.881	15:15:56.876
4	2:07.442	+1.521	15:18:04.318
5	2:06.614	+0.693	15:20:10.932
6	2:05.921		15:22:16.853
7	2:15.157	+9.236	15:24:32.010
(3*) Stuart Crow			
1	2:16.229	+10.721	15:11:51.784
2	2:06.473	+0.965	15:13:58.257
3	2:06.656	+1.148	15:16:04.913
4	2:06.374	+0.866	15:18:11.287
5	2:05.508		15:20:16.795
6	2:06.273	+0.765	15:22:23.068
7	2:09.711	+4.203	15:24:32.779
(88) Tom Dalrymple			
1	2:09.569	+3.896	15:11:41.170
2	2:07.756	+2.083	15:13:48.926
3	2:07.307	+1.634	15:15:56.233
4	2:09.224	+3.551	15:18:05.457
5	2:05.673		15:20:11.130

Lap	Lap Tm	Diff	Time of Day
6	2:06.538	+0.865	15:22:17.668
7	2:16.889	+11.216	15:24:34.557
(95) Alex Acemyan			
1	2:10.016	+4.163	15:11:41.715
2	2:08.796	+2.943	15:13:50.511
3	2:07.980	+2.127	15:15:58.491
4	2:07.451	+1.598	15:18:05.942
5	2:06.343	+0.490	15:20:12.285
6	2:05.853		15:22:18.138
7	2:17.337	+11.484	15:24:35.475
(112) Ty Coffey			
1	2:12.737	+5.142	15:11:44.817
2	2:08.487	+0.892	15:13:53.304
3	2:08.637	+1.042	15:16:01.941
4	2:08.324	+0.729	15:18:10.265
5	2:07.595		15:20:17.860
6	2:07.886	+0.291	15:22:25.746
7	2:11.149	+3.554	15:24:36.895
(96) Nathan Baldauff			
1	2:13.146	+4.723	15:11:45.023
2	2:09.642	+1.219	15:13:54.665
3	2:09.117	+0.694	15:16:03.782
4	2:10.529	+2.106	15:18:14.311
5	2:08.423		15:20:22.734
6	2:10.051	+1.628	15:22:32.785
7	2:11.191	+2.768	15:24:43.976
(23) Charles Jones			
1	2:14.454	+5.336	15:11:46.933
2	2:09.118		15:13:56.051
3	2:10.406	+1.288	15:16:06.457
4	2:10.207	+1.089	15:18:16.664
5	2:09.123	+0.005	15:20:25.787
6	2:10.204	+1.086	15:22:35.991
7	2:10.924	+1.806	15:24:46.915
(80) Ted Smith			
1	2:14.381	+5.219	15:11:46.444
2	2:09.378	+0.216	15:13:55.822
3	2:11.367	+2.205	15:16:07.189
4	2:10.681	+1.519	15:18:17.870
5	2:09.525	+0.363	15:20:27.395
6	2:09.162		15:22:36.557
7	2:11.791	+2.629	15:24:48.348
(7) Mike Swensen			
1	2:18.353	+6.938	15:11:50.814
2	2:16.572	+5.157	15:14:07.386
3	2:15.292	+3.877	15:16:22.678
4	2:14.700	+3.285	15:18:37.378
5	2:14.669	+3.254	15:20:52.047
6	2:11.415		15:23:03.462
7	2:13.644	+2.229	15:25:17.106
(58) Skip Duplessey			
1	2:19.807	+7.628	15:11:52.338
2	2:15.483	+3.304	15:14:07.821
3	2:15.039	+2.860	15:16:22.860

Lap	Lap Tm	Diff	Time of Day
4	2:15.190	+3.011	15:18:38.050
5	2:14.942	+2.763	15:20:52.992
6	2:12.179		15:23:05.171
7	2:12.421	+0.242	15:25:17.592
(3) Maurice Griffin			
1	2:24.074	+11.797	15:11:56.784
2	2:14.381	+2.104	15:14:11.165
3	2:13.101	+0.824	15:16:24.266
4	2:14.380	+2.103	15:18:38.646
5	2:14.024	+1.747	15:20:52.670
6	2:12.277		15:23:04.947
7	2:14.689	+2.412	15:25:19.636
(98*) Jeffrey Garrett			
1	2:20.407	+7.985	15:11:55.225
2	2:13.960	+1.538	15:14:09.185
3	2:15.078	+2.656	15:16:24.263
4	2:15.074	+2.652	15:18:39.337
5	2:15.808	+3.386	15:20:55.145
6	2:12.422		15:23:07.567
7	2:13.431	+1.009	15:25:20.998
(31) William Timbur			
1	2:24.611	+11.924	15:11:58.345
2	2:15.001	+2.314	15:14:13.346
3	2:14.073	+1.386	15:16:27.419
4	2:12.687		15:18:40.106
5	2:15.647	+2.960	15:20:55.753
6	2:13.142	+0.455	15:23:08.895
7	2:14.258	+1.571	15:25:23.153
(53) Heriberto Ordenez			
1	2:35.205	+24.645	15:12:10.582
2	2:16.145	+5.585	15:14:26.727
3	2:13.458	+2.898	15:16:40.185
4	2:12.350	+1.790	15:18:52.535
5	2:11.926	+1.366	15:21:04.461
6	2:10.560		15:23:15.021
7	2:10.895	+0.335	15:25:25.916
(02) Jeff Neathery			
1	2:25.657	+9.093	15:11:59.865
2	2:19.258	+2.694	15:14:19.123
3	2:18.872	+2.308	15:16:37.995
4	2:18.577	+2.013	15:18:56.572
5	2:16.564		15:21:13.136
6	2:17.817	+1.253	15:23:30.953
7	2:17.628	+1.064	15:25:48.581
(20) Joe Kubizniak			
1	2:22.364	+6.908	15:11:55.776
p2	3:11.668	+56.212	15:15:07.444
3	2:24.060	+8.604	15:17:31.504
4	2:18.370	+2.914	15:19:49.874
5	2:15.456		15:22:05.330
6	2:22.774	+7.318	15:24:28.104
(122) Jake Kimbrough			
1	2:34.589	+8.798	15:12:10.366
2	2:28.112	+2.321	15:14:38.478

President - Steve Coleman

Orbits

VP - David Lee

Safety Steward - Berkeley Merrill

Chief Steward - David Hopkins

www.mylaps.com

icensed to: Corinthian Vintage Auto Racing corp.

Printed: 9/13/2025 3:26:35 PM

Page 1/2



1st Annual Canyon Classic


Group 6

Eagles Canyon Raceway 2.750 miles

G6-Race 2

9/13/2025 14:20

Race (15:00 Time) started at 15:09:31



Lap	Lap Tm	Diff	Time of Day
3	2:28.299	+2.508	15:17:06.777
4	2:25.791		15:19:32.568
5	2:27.733	+1.942	15:22:00.301
6	2:29.225	+3.434	15:24:29.526
(78) Tim Blakeney			
1	2:36.960	+10.145	15:12:12.751
2	2:28.231	+1.416	15:14:40.982
3	2:28.049	+1.234	15:17:09.031
4	2:26.815		15:19:35.846
5	2:27.104	+0.289	15:22:02.950
6	2:36.305	+9.490	15:24:39.255
(111) Andrea Samudio			
1	2:37.582	+12.656	15:12:15.341
2	2:33.735	+8.809	15:14:49.076
3	2:31.678	+6.752	15:17:20.754
4	2:30.147	+5.221	15:19:50.901
5	2:24.926		15:22:15.827
6	2:34.718	+9.792	15:24:50.545
(25) Willis Murphey			
1	2:29.953	+11.345	15:12:04.890
2	2:20.005	+1.397	15:14:24.895
3	2:20.220	+1.612	15:16:45.115
4	2:18.608		15:19:03.723
5	2:21.552	+2.944	15:21:25.275
(05) Jeff Lee			
1	2:34.091	+7.798	15:12:08.723
2	2:27.957	+1.664	15:14:36.680
3	2:26.293		15:17:02.973
4	2:26.996	+0.703	15:19:29.969
5	2:29.204	+2.911	15:21:59.173
(77) Caleb Hamm			
1	2:15.448	+9.596	15:11:50.882
2	2:05.877	+0.025	15:13:56.759
3	2:09.733	+3.881	15:16:06.492
4	2:05.852		15:18:12.344
(29) Patrick Flynn			
1	2:32.418	+24.173	15:12:08.846
2	2:08.947	+0.702	15:14:17.793
3	2:08.245		15:16:26.038
4	2:10.087	+1.842	15:18:36.125
(87) Justin Kimrey			
1	2:23.940	+10.959	15:11:57.888
2	2:14.293	+1.312	15:14:12.181
3	2:14.695	+1.714	15:16:26.876
4	2:12.981		15:18:39.857
(48) Michael Sauce			
1	2:29.041		15:12:05.357
(61) John Mihalich			
1	2:31.165		15:12:06.193

Lap	Lap Tm	Diff	Time of Day
-----	--------	------	-------------

Lap	Lap Tm	Diff	Time of Day
-----	--------	------	-------------

President - Steve Coleman Orbits

VP - David Lee

Safety Steward - Berkeley Merrill

Chief Steward - David Hopkins

Printed: 9/13/2025 3:26:35 PM

www.mylaps.com

icensed to: Corinthian Vintage Auto Racing corp.



1st Annual Canyon Classic

Lapchart


Group 6

Eagles Canyon Raceway 2.750 miles

G6-Race 2

9/13/2025 14:20

Race (15:00 Time) started at 15:09:31



Competitors		Laps							
		0	1	2	3	4	5	6	7
John Taphorn (50)	1	50	50	50	50	50	50	50	50
Dylan Schrader (18)	2	18	18	18	18	18	18	18	18
Ian Schoen (66)	3	66	66	66	66	66	66	66	66
Tom Dalrymple (88)	4	88	88	88	88	22	68	68	68
Scott Clark (22)	5	22	95	22	22	68	22	22	22
Alex Acemyan (95)	6	95	22	95	68	88	88	88	3*
David Zavelson (68)	7	68	68	68	95	95	95	95	88
Nathan Baldauff (96)	8	96	112	112	112	112	3*	3*	95
Ted Smith (80)	9	80	96	96	96	3*	112	112	112
Ty Coffey (112)	10	112	80	80	3*	777	96	96	96
Mike Swensen (7)	11	7	23	23	23	96	23	23	23
Charles Jones (23)	12	23	7	777	777	23	80	80	80
Skip Duplissey (58)	13	58	777	3*	80	80	7	7	7
Maurice Griffin (3)	14	3	3*	7	7	29	3	3	58
Joe Kubizniak (20)	15	20	58	58	58	7	58	58	3
William Trimbur (31)	16	31	98*	98*	98*	58	98*	98*	98*
Justin Kimrey (87)	17	87	20	3	3	3	31	31	31
Jeff Neathery (02)	18	02	3	87	29	98*	53	53	53
Jeff Lee (05)	19	05	87	31	87	87	02	02	02
Jeffrey Garrett (98*)	20	98*	31	29	31	31	25	20	
Willis Murphey (25)	21	25	02	02	02	53	05	122	
John Mihalich (61)	22	61	25	25	53	02	122	78	
Heriberto Ordenez (53)	23	53	48	53	25	25	78	111	
Caleb Hamm (777)	24	777	61	05	05	05	20		
Stuart Crow (3*)	25	3*	05	122	122	122	111		
Jake Kimbrough (122)	26	122	29	78	78	78			
Tim Blakeney (78)	27	78	122	111	111	20			
Michael Sauce (48)	28	48	53	20	20	111			
Patrick Flynn (29)	29	29	78						
Paul Hagggar (56)	30	56	111						
Andrea Samudio (111)	31	111							
-	32								

President - Steve Coleman

Orbits

VP - David Lee

Safety Steward - Berkeley Merrill

www.mylaps.com

Chief Steward - David Hopkins

icensed to: Corinthian Vintage Auto Racing corp.

Printed: 9/13/2025 3:26:43 PM