



1st Annual Canyon Classic

Sorted on Laps


Screaming Eagles

Eagles Canyon Raceway 2.750 miles

SE-Race 2

9/13/2025 16:50

Race (20:00 Time) started at 17:43:16



| Pos | No. | Name | Class | Vehicle-Year/Make/Model | Color | Laps | Total Tm | Best Tm | In Lap | Points | Group |
|-----|-----|------------------|--------------|-------------------------|-------------|------|-----------|----------|--------|--------|-------|
| 1 | ME | Michael Edwards | GR86 Cup | Toyota GR86 #20 | Gray/Yellow | 10 | 21:38.126 | 2:07.571 | 9 | 0 | SE |
| 2 | CW | Carter Wilson | GR86 Cup | Toyota GR86 | Gray/Red | 10 | 21:45.052 | 2:09.028 | 5 | 0 | SE |
| 3 | AG | Andrew Gilliland | GR86 Cup | Toyota GR86 #86 | Blue/White | 10 | 21:52.499 | 2:09.816 | 4 | 0 | SE |
| 4 | AS | Ava Schletz | GR86 Cup | Toyota GR86 #44 | White | 10 | 22:05.506 | 2:08.688 | 7 | 0 | SE |
| 5 | SH | Seth Higgins | Spec Boxster | Porsche #311 | Gray/Blue | 10 | 22:11.587 | 2:08.389 | 5 | 0 | SE |
| 6 | LG | Livio Galanti | Spec Boxster | Porsche #892 | Gray/Orange | 10 | 22:11.588 | 2:07.997 | 7 | 0 | SE |
| 7 | PE | Paul Evan | ECR Big Bore | Panaz | Black | 10 | 22:13.552 | 2:04.534 | 5 | 0 | SE |
| 8 | DF | Daenan Fairburn | Spec Boxster | Porsche #44 | Blue | 10 | 22:23.091 | 2:09.493 | 9 | 0 | SE |
| 9 | HA | Hunter Allen | Spec Boxster | Porsche #111 | Green | 10 | 22:28.287 | 2:09.786 | 8 | 0 | SE |
| 10 | BT | Bruce Toews | Spec Boxster | Porsche | Blue/White | 10 | 22:41.777 | 2:10.624 | 10 | 0 | SE |
| 11 | PW | Paul Wilson | GR86 Cup | Toyota GR86 | White | 10 | 23:18.757 | 2:09.493 | 5 | 0 | SE |
| 12 | PH | Patrick Hamner | Spec Miata | Mazda #85 | Blue | 10 | 23:47.536 | 2:15.687 | 8 | 0 | SE |
| 13 | BK | Brandon Keller | Spec Miata | Mazda #856 | Red | 10 | 23:47.765 | 2:15.321 | 6 | 0 | SE |
| 14 | MK | Mark Kim | Spec Miata | Mazda | Red/White/B | 9 | 21:51.308 | 2:16.920 | 6 | 0 | SE |
| 15 | JB | John Birk | Spec Boxster | Porsche #983 | Gray/Yellow | 8 | 20:49.536 | 2:15.483 | 6 | 0 | SE |

Not classified (50% = 5 Laps)

| | | | | | | | | | | | |
|-----|----|-----------------|--------------|--------------|------------|--|--|--|---|---|----|
| DNS | CR | Chris Rogers | Spec Miata | Mazda #26 | Red | | | | 0 | 0 | SE |
| DNS | BT | Bruce Toews | Spec Boxster | Porsche | Blue/White | | | | 0 | 0 | SE |
| DNS | CS | Chris Scowden | Spec Boxster | Porsche #123 | White/Blue | | | | 0 | 0 | SE |
| DNS | EH | Earl Herrington | Spec Boxster | Porsche #717 | Black/Gray | | | | 0 | 0 | SE |
| DNS | KG | Kim Greaves | ECR Big Bore | | Blue | | | | 0 | 0 | SE |

Margin of Victory

Avg. Speed

Best Lap Tm

Best Speed

Best Lap by

6.926

76.264

2:04.534

79.496

PE - Paul Evan

President - Steve Coleman

Orbits

VP - David Lee

Safety Steward - Berkeley Merrill

www.mylaps.com

Chief Steward - David Hopkins

Licensed to: Corinthian Vintage Auto Racing corp.

Printed: 9/13/2025 6:09:35 PM



1st Annual Canyon Classic


Screaming Eagles

Eagles Canyon Raceway 2.750 miles

SE-Race 2

9/13/2025 16:50

Race (20:00 Time) started at 17:43:16



| Lap | Lap Tm | Diff | Time of Day |
|-----------------------------|-----------------|--------|--------------|
| (ME) Michael Edwards | | | |
| 1 | 2:16.264 | +8.693 | 17:45:33.894 |
| 2 | 2:10.619 | +3.048 | 17:47:44.513 |
| 3 | 2:09.502 | +1.931 | 17:49:54.015 |
| 4 | 2:09.355 | +1.784 | 17:52:03.370 |
| 5 | 2:07.834 | +0.263 | 17:54:11.204 |
| 6 | 2:09.881 | +2.310 | 17:56:21.085 |
| 7 | 2:09.436 | +1.865 | 17:58:30.521 |
| 8 | 2:08.907 | +1.336 | 18:00:39.428 |
| 9 | 2:07.571 | | 18:02:46.999 |
| 10 | 2:07.935 | +0.364 | 18:04:54.934 |

| Lap | Lap Tm | Diff | Time of Day |
|---------------------------|-----------------|--------|--------------|
| (CW) Carter Wilson | | | |
| 1 | 2:15.650 | +6.622 | 17:45:32.721 |
| 2 | 2:09.764 | +0.736 | 17:47:42.485 |
| 3 | 2:09.762 | +0.734 | 17:49:52.247 |
| 4 | 2:09.601 | +0.573 | 17:52:01.848 |
| 5 | 2:09.028 | | 17:54:10.876 |
| 6 | 2:09.989 | +0.961 | 17:56:20.865 |
| 7 | 2:09.527 | +0.499 | 17:58:30.392 |
| 8 | 2:10.089 | +1.061 | 18:00:40.481 |
| 9 | 2:09.166 | +0.138 | 18:02:49.647 |
| 10 | 2:12.213 | +3.185 | 18:05:01.860 |

| Lap | Lap Tm | Diff | Time of Day |
|------------------------------|-----------------|--------|--------------|
| (AG) Andrew Gilliland | | | |
| 1 | 2:18.002 | +8.186 | 17:45:34.823 |
| 2 | 2:10.267 | +0.451 | 17:47:45.090 |
| 3 | 2:10.112 | +0.296 | 17:49:55.202 |
| 4 | 2:09.816 | | 17:52:05.018 |
| 5 | 2:10.248 | +0.432 | 17:54:15.266 |
| 6 | 2:10.370 | +0.554 | 17:56:25.636 |
| 7 | 2:11.569 | +1.753 | 17:58:37.205 |
| 8 | 2:09.925 | +0.109 | 18:00:47.130 |
| 9 | 2:11.030 | +1.214 | 18:02:58.160 |
| 10 | 2:11.147 | +1.331 | 18:05:09.307 |

| Lap | Lap Tm | Diff | Time of Day |
|-------------------------|-----------------|---------|--------------|
| (AS) Ava Schletz | | | |
| 1 | 2:16.500 | +7.812 | 17:45:33.536 |
| 2 | 2:10.817 | +2.129 | 17:47:44.353 |
| 3 | 2:09.524 | +0.836 | 17:49:53.877 |
| 4 | 2:10.653 | +1.965 | 17:52:04.530 |
| 5 | 2:09.562 | +0.874 | 17:54:14.092 |
| 6 | 2:10.327 | +1.639 | 17:56:24.419 |
| 7 | 2:08.688 | | 17:58:33.107 |
| 8 | 2:08.916 | +0.228 | 18:00:42.023 |
| 9 | 2:09.059 | +0.371 | 18:02:51.082 |
| 10 | 2:31.232 | +22.544 | 18:05:22.314 |

| Lap | Lap Tm | Diff | Time of Day |
|--------------------------|-----------------|--------|--------------|
| (SH) Seth Higgins | | | |
| 1 | 2:14.351 | +5.962 | 17:46:06.130 |
| 2 | 2:09.468 | +1.079 | 17:48:15.598 |
| 3 | 2:08.673 | +0.284 | 17:50:24.271 |
| 4 | 2:08.937 | +0.548 | 17:52:33.208 |
| 5 | 2:08.389 | | 17:54:41.597 |
| 6 | 2:09.241 | +0.852 | 17:56:50.838 |
| 7 | 2:08.846 | +0.457 | 17:58:59.684 |
| 8 | 2:09.306 | +0.917 | 18:01:08.990 |
| 9 | 2:09.537 | +1.148 | 18:03:18.527 |
| 10 | 2:09.868 | +1.479 | 18:05:28.395 |

| Lap | Lap Tm | Diff | Time of Day |
|---------------------------|-----------------|--------|--------------|
| (LG) Livio Galanti | | | |
| 1 | 2:13.212 | +5.215 | 17:46:05.055 |
| 2 | 2:08.634 | +0.637 | 17:48:13.689 |
| 3 | 2:08.549 | +0.552 | 17:50:22.238 |
| 4 | 2:08.363 | +0.366 | 17:52:30.601 |
| 5 | 2:08.172 | +0.175 | 17:54:38.773 |
| 6 | 2:09.169 | +1.172 | 17:56:47.942 |
| 7 | 2:07.997 | | 17:58:55.939 |
| 8 | 2:08.759 | +0.762 | 18:01:04.698 |
| 9 | 2:08.862 | +0.865 | 18:03:13.560 |
| 10 | 2:14.836 | +6.839 | 18:05:28.396 |

| Lap | Lap Tm | Diff | Time of Day |
|-----------------------|-----------------|---------|--------------|
| (PE) Paul Evan | | | |
| 1 | 2:15.461 | +10.927 | 17:46:29.440 |
| 2 | 2:06.866 | +2.332 | 17:48:36.306 |
| 3 | 2:06.916 | +2.382 | 17:50:43.222 |
| 4 | 2:05.480 | +0.946 | 17:52:48.702 |
| 5 | 2:04.534 | | 17:54:53.236 |
| 6 | 2:06.890 | +2.356 | 17:57:00.126 |
| 7 | 2:09.529 | +4.995 | 17:59:09.655 |
| 8 | 2:07.537 | +3.003 | 18:01:17.192 |
| 9 | 2:06.563 | +2.029 | 18:03:23.755 |
| 10 | 2:06.605 | +2.071 | 18:05:30.360 |

| Lap | Lap Tm | Diff | Time of Day |
|-----------------------------|-----------------|--------|--------------|
| (DF) Daenan Fairburn | | | |
| 1 | 2:17.466 | +7.973 | 17:46:09.004 |
| 2 | 2:09.967 | +0.474 | 17:48:18.971 |
| 3 | 2:10.195 | +0.702 | 17:50:29.166 |
| 4 | 2:09.916 | +0.423 | 17:52:39.082 |
| 5 | 2:10.195 | +0.702 | 17:54:49.277 |
| 6 | 2:09.657 | +0.164 | 17:56:58.934 |
| 7 | 2:11.829 | +2.336 | 17:59:10.763 |
| 8 | 2:09.541 | +0.048 | 18:01:20.304 |
| 9 | 2:09.493 | | 18:03:29.797 |
| 10 | 2:10.102 | +0.609 | 18:05:39.899 |

| Lap | Lap Tm | Diff | Time of Day |
|--------------------------|-----------------|--------|--------------|
| (HA) Hunter Allen | | | |
| 1 | 2:14.482 | +4.696 | 17:46:05.973 |
| 2 | 2:11.604 | +1.818 | 17:48:17.577 |
| 3 | 2:10.096 | +0.310 | 17:50:27.673 |
| 4 | 2:10.118 | +0.332 | 17:52:37.791 |
| 5 | 2:10.160 | +0.374 | 17:54:47.951 |
| 6 | 2:10.013 | +0.227 | 17:56:57.964 |
| 7 | 2:13.869 | +4.083 | 17:59:11.833 |
| 8 | 2:09.786 | | 18:01:21.619 |
| 9 | 2:11.317 | +1.531 | 18:03:32.936 |
| 10 | 2:12.159 | +2.373 | 18:05:45.095 |

| Lap | Lap Tm | Diff | Time of Day |
|-------------------------|-----------------|---------|--------------|
| (BT) Bruce Toews | | | |
| 1 | 2:21.247 | +10.623 | 17:46:12.386 |
| 2 | 2:13.963 | +3.339 | 17:48:26.349 |
| 3 | 2:12.227 | +1.603 | 17:50:38.576 |
| 4 | 2:11.573 | +0.949 | 17:52:50.149 |
| 5 | 2:11.669 | +1.045 | 17:55:01.818 |
| 6 | 2:11.809 | +1.185 | 17:57:13.627 |
| 7 | 2:11.727 | +1.098 | 17:59:25.349 |
| 8 | 2:11.237 | +0.613 | 18:01:36.586 |
| 9 | 2:11.375 | +0.751 | 18:03:47.961 |
| 10 | 2:10.624 | | 18:05:58.585 |

(PW) Paul Wilson

| Lap | Lap Tm | Diff | Time of Day |
|-----|-----------------|---------|--------------|
| 1 | 2:16.422 | +6.929 | 17:45:33.230 |
| 2 | 2:10.653 | +1.160 | 17:47:43.883 |
| 3 | 2:09.501 | +0.008 | 17:49:53.384 |
| 4 | 2:10.769 | +1.276 | 17:52:04.153 |
| 5 | 2:09.493 | | 17:54:13.646 |
| 6 | 2:11.600 | +2.107 | 17:56:25.246 |
| 7 | 2:26.143 | +16.650 | 17:58:51.389 |
| 8 | 2:14.008 | +4.515 | 18:01:05.397 |
| p9 | 3:09.344 | +59.851 | 18:04:14.741 |
| 10 | 2:20.824 | +11.331 | 18:06:35.565 |

| Lap | Lap Tm | Diff | Time of Day |
|----------------------------|-----------------|--------|--------------|
| (PH) Patrick Hamner | | | |
| 1 | 2:20.807 | +5.120 | 17:46:34.304 |
| 2 | 2:17.860 | +2.173 | 17:48:52.164 |
| 3 | 2:17.405 | +1.718 | 17:51:09.569 |
| 4 | 2:15.834 | +0.147 | 17:53:25.403 |
| 5 | 2:16.056 | +0.369 | 17:55:41.459 |
| 6 | 2:15.837 | +0.150 | 17:57:57.296 |
| 7 | 2:16.447 | +0.760 | 18:00:13.743 |
| 8 | 2:15.687 | | 18:02:29.430 |
| 9 | 2:16.647 | +0.960 | 18:04:46.077 |
| 10 | 2:18.267 | +2.580 | 18:07:04.344 |

| Lap | Lap Tm | Diff | Time of Day |
|----------------------------|-----------------|--------|--------------|
| (BK) Brandon Keller | | | |
| 1 | 2:22.453 | +7.132 | 17:46:36.632 |
| 2 | 2:17.255 | +1.934 | 17:48:53.887 |
| 3 | 2:18.100 | +2.779 | 17:51:11.987 |
| 4 | 2:15.834 | +0.513 | 17:53:27.821 |
| 5 | 2:15.539 | +0.218 | 17:55:43.360 |
| 6 | 2:15.321 | | 17:57:58.681 |
| 7 | 2:16.183 | +0.862 | 18:00:14.864 |
| 8 | 2:15.330 | +0.009 | 18:02:30.194 |
| 9 | 2:15.577 | +0.256 | 18:04:45.771 |
| 10 | 2:18.802 | +3.481 | 18:07:04.573 |

| Lap | Lap Tm | Diff | Time of Day |
|----------------------|-----------------|--------|--------------|
| (MK) Mark Kim | | | |
| 1 | 2:22.302 | +5.382 | 17:46:35.869 |
| 2 | 2:17.437 | +0.517 | 17:48:53.306 |
| 3 | 2:24.976 | +8.056 | 17:51:18.282 |
| 4 | 2:18.024 | +1.104 | 17:53:36.306 |
| 5 | 2:17.352 | +0.432 | 17:55:53.658 |
| 6 | 2:16.920 | | 17:58:10.578 |
| 7 | 2:18.584 | +1.664 | 18:00:29.162 |
| 8 | 2:17.707 | +0.787 | 18:02:46.869 |
| 9 | 2:21.247 | +4.327 | 18:05:08.116 |

| Lap | Lap Tm | Diff | Time of Day |
|-----------------------|-----------------|-----------|--------------|
| (JB) John Birk | | | |
| 1 | 2:20.819 | +5.336 | 17:46:12.069 |
| 2 | 2:18.488 | +3.005 | 17:48:30.557 |
| 3 | 2:18.446 | +2.963 | 17:50:49.003 |
| 4 | 2:16.608 | +1.125 | 17:53:05.611 |
| 5 | 2:15.773 | +0.290 | 17:55:21.384 |
| 6 | 2:15.483 | | 17:57:36.867 |
| p7 | 4:01.187 | +1:45.704 | 18:01:38.054 |
| 8 | 2:28.290 | +12.807 | 18:04:06.344 |

President - Steve Coleman

Orbits

VP - David Lee

Safety Steward - Berkeley Merrill

Chief Steward - David Hopkins

www.mylaps.com

icensed to: Corinthian Vintage Auto Racing corp.

Printed: 9/13/2025 6:09:46 PM



1st Annual Canyon Classic

Lapchart


Screaming Eagles

Eagles Canyon Raceway 2.750 miles

SE-Race 2

9/13/2025 16:50

Race (20:00 Time) started at 17:43:16



| Competitors | Laps | | | | | | | | | | | |
|-----------------------|------|----|----|----|----|----|----|----|----|----|----|----|
| | | 0 | 1 | 2 | 3 | 4 | 5 | 6 | 7 | 8 | 9 | 10 |
| Paul Wilson (PW) | 1 | PW | CW | CW | CW | CW | CW | CW | CW | ME | ME | ME |
| Andrew Gilliland (AG) | 2 | AG | PW | PW | PW | ME | ME | ME | ME | CW | CW | CW |
| Ava Schletz (AS) | 3 | AS | AS | AS | AS | PW | PW | AS | AS | AS | AS | AG |
| Carter Wilson (CW) | 4 | CW | ME | ME | ME | AS | AS | PW | AG | AG | AG | AS |
| Michael Edwards (ME) | 5 | ME | AG | AG | AG | AG | AG | AG | PW | LG | LG | SH |
| Bruce Toews (BT) | 6 | BT | LG | LG | LG | LG | LG | LG | LG | PW | SH | LG |
| John Birk (JB) | 7 | JB | HA | SH | SH | SH | SH | SH | SH | SH | PE | PE |
| Hunter Allen (HA) | 8 | HA | SH | HA | HA | HA | HA | HA | PE | PE | DF | DF |
| Daenan Fairburn (DF) | 9 | DF | DF | DF | DF | DF | DF | DF | DF | DF | HA | HA |
| Seth Higgins (SH) | 10 | SH | JB | BT | BT | PE | PE | PE | HA | HA | BT | BT |
| Livio Galanti (LG) | 11 | LG | BT | JB | PE | BT | BT | BT | BT | BT | PW | PW |
| Patrick Hamner (PH) | 12 | PH | PE | PE | JB | JB | JB | JB | PH | PH | BK | PH |
| Mark Kim (MK) | 13 | MK | PH | PH | PH | PH | PH | PH | BK | BK | PH | BK |
| Paul Evan (PE) | 14 | PE | MK | MK | BK | BK | BK | BK | MK | MK | MK | MK |
| Brandon Keller (BK) | 15 | BK | BK | BK | MK | MK | MK | MK | JB | JB | | |
| - | 16 | | | | | | | | | | | |
| - | 17 | | | | | | | | | | | |
| - | 18 | | | | | | | | | | | |
| - | 19 | | | | | | | | | | | |
| - | 20 | | | | | | | | | | | |

President - Steve Coleman

Orbits

VP - David Lee

Safety Steward - Berkeley Merrill

www.mylaps.com

Chief Steward - David Hopkins

icensed to: Corinthian Vintage Auto Racing corp.

Printed: 9/13/2025 6:09:52 PM