



18th Mike Stephens Classic

Sorted on Laps

Group 3

Hallett Motor Racing Circuit 1.800 miles

G3 - 61st Formula V Feature Race

3/16/2024 16:03

Race (20:00 Time) started at 16:40:07

Pos	No.	Name	Class	Vehicle-Year / Make / M	Color	Laps	Diff	Total Tm	Best Tm	Group	Points
1	23	Elliott O Barron	FV	1972 FV Pegasus	Silver	13		20:20.158	1:32.281	3	0
2	9	Simon Hughes	FV	1968 Lynx B (F/V)	Black	13	10.755	20:30.913	1:33.478	3	0
3	70	Hunter Phelps-Barron	FV	1969 Lynx B (F/V)	Red and White	13	11.162	20:31.320	1:32.837	3	0
4	49	Steven Hild	FV	1971 Formula V RCA	white and green	13	24.664	20:44.822	1:34.394	3	0
5	96	John Strnad	FV	1969 Lynx B	White/Red	13	26.891	20:47.049	1:34.826	3	0
6	66	Bill Griffith	FV	1969 Vee Warrior Formula V	Black/Silver	13	36.601	20:56.759	1:35.533	3	0
7	14	Dave McDowell	FV	1969 Zeitler ZRD06	White	13	36.658	20:56.816	1:35.584	3	0
8	11	David McMasters	FV	1965 Zink FV	Red	13	37.253	20:57.411	1:35.398	3	0
9	05	Mike Rogers	FV	1968 Bobsy Vega	Silver	13	59.277	21:19.435	1:36.239	3	0
10	87	Dwight Calkins	FV	1972 Volkswagen Lynx	Red	13	59.834	21:19.992	1:36.358	3	0
11	98	Jason White	FV	1965 Zink C4 (F/V)	Black/Red	13	1:00.723	21:20.881	1:37.079	3	0
12	19	Mark Shatwell	FV	1968 Zink C4	Cream/Maroon	13	1:34.654	21:54.812	1:39.828	3	0
13	72	Jason Puerner	FV	1972 Caldwell D13	Green	12	1 Lap	21:00.727	1:37.242	3	0
14	39	Collin Underhill	FV	1967 Autodynamics D4	Blue	12	1 Lap	21:07.160	1:38.855	3	0
15	91	Reagan Schwarzlose	FV	1965 Autodynamics (F/V)	Silver/Red	12	1 Lap	21:18.580	1:43.345	3	0
16	16	Ed Smith	FV	1968 Zink C4 Formula V	blue	11	2 Laps	20:54.049	1:45.019	3	0

Not classified

DNS	12	David Phillips	FV	1969 Volkswagen Zink C4	Red		DNS			3	0
DNS	83	Barrett Schwarzlose	FV	Formula Vee Lynx	Red/white		DNS			3	0
DNS	85	John Furlow Jr.	FV	1965 Autodynamics FV	Blue/orange		DNS			3	0
DNS	69	Elliott Barron	FV	Volkswagen Autodynam	Black		DNS			3	0

Margin of Victory	Avg. Speed	Best Lap Tm	Best Speed	Best Lap by
10.755	69.040	1:32.281	70.220	23 - Elliott O Barron

President - Danny Piott

Orbits

Safety Steward - Berkeley Merrill

Regulations Chief - Steve Coleman

www.mylaps.com

Licensed to: Corinthian Vintage Auto Racing



18th Mike Stephens Classic


Group 3

Hallett Motor Racing Circuit 1.800 miles

G3 - 61st Formula V Feature Race

3/16/2024 16:03

Race (20:00 Time) started at 16:40:07



Lap	Lap Tm	Diff	Time of Day
(23) Elliott O Barron			
1	1:40.713	+8.432	16:41:48.468
2	1:33.472	+1.191	16:43:21.940
3	1:35.051	+2.770	16:44:56.991
4	1:33.215	+0.934	16:46:30.206
5	1:32.281		16:48:02.487
6	1:32.386	+0.105	16:49:34.873
7	1:33.674	+1.393	16:51:08.547
8	1:33.000	+0.719	16:52:41.547
9	1:33.391	+1.110	16:54:14.938
10	1:32.388	+0.107	16:55:47.326
11	1:34.377	+2.096	16:57:21.703
12	1:32.936	+0.655	16:58:54.639
13	1:33.274	+0.993	17:00:27.913

(9) Simon Hughes			
1	1:37.929	+4.451	16:41:45.720
2	1:35.130	+1.652	16:43:20.850
3	1:35.554	+2.076	16:44:56.404
4	1:34.692	+1.214	16:46:31.096
5	1:33.478		16:48:04.574
6	1:33.877	+0.399	16:49:38.451
7	1:33.936	+0.458	16:51:12.387
8	1:34.353	+0.875	16:52:46.740
9	1:34.431	+0.953	16:54:21.171
10	1:34.515	+1.037	16:55:55.686
11	1:33.990	+0.512	16:57:29.676
12	1:34.708	+1.230	16:59:04.384
13	1:34.284	+0.806	17:00:38.668

(70) Hunter Phelps-Barron			
1	1:38.450	+5.613	16:41:46.358
2	1:34.881	+2.044	16:43:21.239
3	1:34.955	+2.118	16:44:56.194
4	1:34.441	+1.604	16:46:30.635
5	1:32.837		16:48:03.472
6	1:33.094	+0.257	16:49:36.566
7	1:33.007	+0.170	16:51:09.573
8	1:34.990	+2.153	16:52:44.563
9	1:35.166	+2.329	16:54:19.729
10	1:34.142	+1.305	16:55:53.871
11	1:35.725	+2.888	16:57:29.596
12	1:34.652	+1.815	16:59:04.248
13	1:34.827	+1.990	17:00:39.075

(49) Steven Hild			
1	1:38.677	+4.283	16:41:46.641
2	1:35.009	+0.615	16:43:21.650
3	1:35.263	+0.869	16:44:56.913
4	1:35.606	+1.212	16:46:32.519
5	1:36.043	+1.649	16:48:08.562
6	1:35.406	+1.012	16:49:43.968
7	1:35.848	+1.454	16:51:19.816
8	1:36.289	+1.895	16:52:56.105
9	1:34.394		16:54:30.499
10	1:36.295	+1.901	16:56:06.794
11	1:35.203	+0.809	16:57:41.997
12	1:34.727	+0.333	16:59:16.724
13	1:35.853	+1.459	17:00:52.577

(96) John Strnad			
1	1:40.037	+5.211	16:41:48.200
2	1:35.670	+0.844	16:43:23.870
3	1:35.669	+0.843	16:44:59.539
4	1:36.034	+1.208	16:46:35.573
5	1:36.273	+1.447	16:48:11.846
6	1:35.717	+0.891	16:49:47.563
7	1:35.215	+0.389	16:51:22.778
8	1:35.084	+0.258	16:52:57.862
9	1:34.927	+0.101	16:54:32.789
10	1:36.097	+1.271	16:56:08.886
11	1:35.188	+0.362	16:57:44.074
12	1:34.826		16:59:18.900
13	1:35.904	+1.078	17:00:54.804

(66) Bill Griffith			
1	1:40.474	+4.941	16:41:48.759
2	1:36.821	+1.288	16:43:25.580
3	1:36.054	+0.521	16:45:01.634
4	1:35.533		16:46:37.167
5	1:35.685	+0.152	16:48:12.852
6	1:36.265	+0.732	16:49:49.117
7	1:35.605	+0.072	16:51:24.722
8	1:36.211	+0.678	16:53:00.933
9	1:36.673	+1.140	16:54:37.606
10	1:35.749	+0.216	16:56:13.355
11	1:37.379	+1.846	16:57:50.734
12	1:36.981	+1.448	16:59:27.715
13	1:36.799	+1.266	17:01:04.514

(14) Dave McDowell			
1	1:40.930	+5.346	16:41:49.066
2	1:36.703	+1.119	16:43:25.769
3	1:36.361	+0.777	16:45:02.130
4	1:35.737	+0.153	16:46:37.867
5	1:35.584		16:48:13.451
6	1:36.060	+0.476	16:49:49.511
7	1:35.660	+0.076	16:51:25.171
8	1:36.403	+0.819	16:53:01.574
9	1:36.335	+0.751	16:54:37.909
10	1:36.006	+0.422	16:56:13.915
11	1:36.996	+1.412	16:57:50.911
12	1:37.257	+1.673	16:59:28.168
13	1:36.403	+0.819	17:01:04.571

(11) David McMasters			
1	1:41.458	+6.060	16:41:49.814
2	1:36.743	+1.345	16:43:26.557
3	1:35.918	+0.520	16:45:02.475
4	1:35.747	+0.349	16:46:38.222
5	1:35.759	+0.361	16:48:13.981
6	1:36.120	+0.722	16:49:50.101
7	1:35.508	+0.110	16:51:25.609
8	1:36.225	+0.827	16:53:01.834
9	1:36.522	+1.124	16:54:38.356
10	1:36.099	+0.701	16:56:14.455
11	1:37.255	+1.857	16:57:51.710
12	1:38.058	+2.660	16:59:29.768
13	1:35.398		17:01:05.166

(05) Mike Rogers			
1	1:44.750	+7.508	16:41:54.884

(87) Dwight Calkins			
1	1:43.504	+7.265	16:41:52.197
2	1:37.683	+1.444	16:43:29.880
3	1:38.108	+1.869	16:45:07.988
4	1:39.912	+3.673	16:46:47.900
5	1:37.206	+0.967	16:48:25.106
6	1:36.239		16:50:01.345
7	1:36.861	+0.622	16:51:38.206
8	1:38.015	+1.776	16:53:16.221
9	1:39.093	+2.854	16:54:55.314
10	1:37.722	+1.483	16:56:33.036
11	1:37.959	+1.720	16:58:10.995
12	1:38.803	+2.564	16:59:49.798
13	1:37.392	+1.153	17:01:27.190

(98) Jason White			
1	1:42.314	+5.956	16:41:51.087
2	1:37.940	+1.582	16:43:29.027
3	1:38.762	+2.404	16:45:07.789
4	1:39.193	+2.835	16:46:46.982
5	1:37.949	+1.591	16:48:24.931
6	1:38.272	+1.914	16:50:03.203
7	1:37.467	+1.109	16:51:40.670
8	1:36.358		16:53:17.028
9	1:39.695	+3.337	16:54:56.723
10	1:36.941	+0.583	16:56:33.664
11	1:37.717	+1.359	16:58:11.381
12	1:38.958	+2.600	16:59:50.339
13	1:37.408	+1.050	17:01:27.747

(98) Jason White			
1	1:42.211	+5.132	16:41:51.644
2	1:37.711	+0.632	16:43:29.355
3	1:38.084	+1.005	16:45:07.439
4	1:38.056	+0.977	16:46:45.495
5	1:37.679	+0.600	16:48:23.174
6	1:37.449	+0.370	16:50:00.623
7	1:38.930	+1.851	16:51:39.553
8	1:37.079		16:53:16.632
9	1:40.719	+3.640	16:54:57.351
10	1:38.067	+0.988	16:56:35.418
11	1:37.352	+0.273	16:58:12.770
12	1:38.432	+1.353	16:59:51.202
13	1:37.434	+0.355	17:01:28.636

(19) Mark Shatwell			
1	1:44.458	+4.630	16:41:55.011
2	1:40.464	+0.636	16:43:35.475
3	1:40.173	+0.345	16:45:15.648
4	1:40.236	+0.408	16:46:55.884
5	1:40.411	+0.583	16:48:36.295
6	1:41.216	+1.388	16:50:17.511
7	1:40.523	+0.695	16:51:58.034
8	1:39.828		16:53:37.862
9	1:40.209	+0.381	16:55:18.071
10	1:40.829	+1.001	16:56:58.900
11	1:41.232	+1.404	16:58:40.132
12	1:41.742	+1.914	17:00:21.874
13	1:40.693	+0.865	17:02:02.567

(72) Jason Puerner			
1	1:44.750	+7.508	16:41:54.884

President - Danny Piott

Safety Steward - Berkeley Merrill

Regulations Chief - Steve Coleman

Orbits

www.mylaps.com

Licensed to: Corinthian Vintage Auto Racing



18th Mike Stephens Classic


Group 3

Hallett Motor Racing Circuit 1.800 miles

G3 - 61st Formula V Feature Race

3/16/2024 16:03

Race (20:00 Time) started at 16:40:07



Lap	Lap Tm	Diff	Time of Day
2	1:44.363	+7.121	16:43:39.247
3	1:42.002	+4.760	16:45:21.249
p4	2:19.853	+42.611	16:47:41.102
5	1:47.094	+9.852	16:49:28.196
6	1:40.489	+3.247	16:51:08.685
7	1:41.137	+3.895	16:52:49.822
8	1:40.172	+2.930	16:54:29.994
9	1:40.955	+3.713	16:56:10.949
10	1:39.634	+2.392	16:57:50.583
11	1:40.657	+3.415	16:59:31.240
12	1:37.242		17:01:08.482
(39) Collin Underhill			
1	1:45.596	+6.741	16:41:56.017
2	1:42.053	+3.198	16:43:38.070
3	1:39.877	+1.022	16:45:17.947
4	1:40.384	+1.529	16:46:58.331
5	1:39.060	+0.205	16:48:37.391
6	1:39.691	+0.836	16:50:17.082
7	1:38.855		16:51:55.937
p8	2:30.396	+51.541	16:54:26.333
9	1:47.023	+8.168	16:56:13.356
10	1:42.856	+4.001	16:57:56.212
11	1:39.837	+0.982	16:59:36.049
12	1:38.866	+0.011	17:01:14.915
(91) Reagan Schwarzlose			
1	1:47.814	+4.469	16:41:59.414
2	1:45.306	+1.961	16:43:44.720
3	1:45.366	+2.021	16:45:30.086
4	1:47.653	+4.308	16:47:17.739
5	1:47.409	+4.064	16:49:05.148
6	1:46.235	+2.890	16:50:51.383
7	1:47.106	+3.761	16:52:38.489
8	1:47.201	+3.856	16:54:25.690
9	1:45.249	+1.904	16:56:10.939
10	1:47.706	+4.361	16:57:58.645
11	1:43.345		16:59:41.990
12	1:44.345	+1.000	17:01:26.335
(16) Ed Smith			
1	1:46.254	+1.235	16:41:57.391
2	1:45.692	+0.673	16:43:43.083
3	1:46.241	+1.222	16:45:29.324
4	1:47.260	+2.241	16:47:16.584
5	1:49.079	+4.060	16:49:05.663
6	1:46.013	+0.994	16:50:51.676
7	1:45.619	+0.600	16:52:37.295
p8	2:53.160	+1:08.141	16:55:30.455
9	1:57.605	+12.586	16:57:28.060
10	1:48.725	+3.706	16:59:16.785
11	1:45.019		17:01:01.804

Lap	Lap Tm	Diff	Time of Day
-----	--------	------	-------------

Lap	Lap Tm	Diff	Time of Day
-----	--------	------	-------------

President - Danny Piott Orbits

Safety Steward - Berkeley Merrill

Regulations Chief - Steve Coleman

www.mylaps.com

Licensed to: Corinthian Vintage Auto Racing



18th Mike Stephens Classic

Lapchart


Group 3

Hallett Motor Racing Circuit 1.800 miles

G3 - 61st Formula V Feature Race

3/16/2024 16:03

Race (20:00 Time) started at 16:40:07



Competitors		Laps													
		0	1	2	3	4	5	6	7	8	9	10	11	12	13
Elliott O Barron (23)	1	23	9	9	70	23	23	23	23	23	23	23	23	23	23
Simon Hughes (9)	2	9	70	70	9	70	70	70	70	70	70	70	70	70	9
Hunter Phelps-Barron (70)	3	70	49	49	49	9	9	9	9	9	9	9	9	9	70
Steven Hild (49)	4	49	96	23	23	49	49	49	49	49	49	49	49	49	49
Dave McDowell (14)	5	14	23	96	96	96	96	96	96	96	96	96	96	96	96
John Strmad (96)	6	96	66	66	66	66	66	66	66	66	66	66	66	66	66
Bill Griffith (66)	7	66	14	14	14	14	14	14	14	14	14	14	14	14	14
David McMasters (11)	8	11	11	11	11	11	11	11	11	11	11	11	11	11	11
Mike Rogers (05)	9	05	87	87	98	98	98	98	05	05	05	05	05	05	05
Dwight Calkins (87)	10	87	98	98	87	87	87	05	98	98	87	87	87	87	87
Jason White (98)	11	98	05	05	05	05	05	87	87	87	98	98	98	98	98
Jason Puerner (72)	12	72	72	19	19	19	19	39	39	19	19	19	19	19	19
Collin Underhill (39)	13	39	19	39	39	39	39	19	19	91	91	72	72	72	
Mark Shatwell (19)	14	19	39	72	72	16	91	91	16	39	72	39	39	39	
Ed Smith (16)	15	16	16	16	16	91	16	16	91	72	39	91	91	91	
Reagan Schwarzlose (91)	16	91	91	91	91	72	72	72	72	16	16	16	16	16	
-	17														
-	18														
-	19														
-	20														

President - Danny Piott

Orbits

Safety Steward - Berkeley Merrill

Regulations Chief - Steve Coleman

www.mylaps.com

Licensed to: Corinthian Vintage Auto Racing