



18th Mike Stephens Classic

Sorted on Laps

Group 3

Hallett Motor Racing Circuit 1.800 miles

G3 - Race 1

3/16/2024 10:39

Race started at 10:48:11

Pos	No.	Name	Class	Vehicle-Year / Make / M	Color	Laps	Diff	Total Tm	Best Tm	Group	Points
1	9	Simon Hughes	FV	1968 Lynx B (F/V)	Black	10		15:47.311	1:33.353	3	17
2	70	Hunter Phelps-Barron	FV	1969 Lynx B (F/V)	Red and White	10	0.008	15:47.319	1:33.055	3	17
3	23	Elliott O Barron	FV	1972 FV Pegasus	Silver	10	0.235	15:47.546	1:32.406	3	17
4	49	Steven Hild	FV	1971 Formula V RCA	white and green	10	17.974	16:05.285	1:34.246	3	17
5	14	Dave McDowell	FV	1969 Zeitler ZRD06	White	10	26.598	16:13.909	1:35.727	3	17
6	11	David McMasters	FV	1965 Zink FV	Red	10	32.673	16:19.984	1:36.413	3	17
7	87	Dwight Calkins	FV	1972 Volkswagen Lynx	Red	10	35.078	16:22.389	1:36.752	3	17
8	66	Bill Griffith	FV	1969 Vee Warrior Formula	Black/Silver	10	45.126	16:32.437	1:37.760	3	17
9	05	Mike Rogers	FV	1968 Bobsy Vega	Silver	10	46.786	16:34.097	1:37.604	3	17
10	83	Barrett Schwarzlose	FV	Formula Vee Lynx	Red/white	10	47.869	16:35.180	1:37.585	3	17
11	12	David Phillips	FV	1969 Volkswagen Zink C4	Red	10	48.782	16:36.093	1:37.708	3	17
12	98	Jason White	FV	1965 Zink C4 (F/V)	Black/Red	10	1:09.591	16:56.902	1:36.851	3	17
13	39	Collin Underhill	FV	1967 Autodynamics D4	Blue	10	1:13.668	17:00.979	1:39.863	3	17
14	19	Mark Shatwell	FV	1968 Zink C4	Cream/Maroon	10	1:33.287	17:20.598	1:41.735	3	17
15	91	Reagan Schwarzlose	FV	1965 Autodynamics (F/V)	Silver/Red	9	1 Lap	16:21.769	1:45.854	3	17
16	16	Ed Smith	FV	1968 Zink C4 Formula Vee	blue	9	1 Lap	16:36.084	1:48.569	3	0
DNF	72	Jason Puerner	FV	1972 Caldwell D13	Green	1	DNF	1:56.299	1:52.719	3	16
DNF	96	John Strnad	FV	1969 Lynx B	White/Red	1	DNF	1:57.632	1:53.180	3	16
Not classified											
DNS	85	John Furlow Jr.	FV	1965 Autodynamics FV	Blue/orange		DNS			3	15
DNS	69	Elliott Barron	FV	Volkswagen Autodynam	Black		DNS			3	15

Announcements

- 08/2020 Track Record (1:31.383) for FV by [113] Hunter Barron
- +5 pts race entry; +10 pts authenticity
- +1 pt starting race; +1 pt finishing race
- #98 +30 sec penalty failure to report

Margin of Victory	Avg. Speed	Best Lap Tm	Best Speed	Best Lap by
0.008	68.404	1:32.406	70.125	23 - Elliott O Barron

President - Danny Piott

Orbits

Safety Steward - Berkeley Merrill

Regulations Chief - Steve Coleman

www.mylaps.com

Licensed to: Corinthian Vintage Auto Racing



18th Mike Stephens Classic


Group 3

Hallett Motor Racing Circuit 1.800 miles

G3 - Race 1

3/16/2024 10:39

Race started at 10:48:11



Lap	Lap Tm	Diff	Time of Day
(9) Simon Hughes			
1	1:37.021	+3.668	10:49:48.543
2	1:34.220	+0.867	10:51:22.763
3	1:37.157	+3.804	10:52:59.920
4	1:34.488	+1.135	10:54:34.408
5	1:34.087	+0.734	10:56:08.495
6	1:34.143	+0.790	10:57:42.638
7	1:35.184	+1.831	10:59:17.822
8	1:33.499	+0.146	11:00:51.321
9	1:33.353		11:02:24.674
10	1:33.748	+0.395	11:03:58.422

Lap	Lap Tm	Diff	Time of Day
(70) Hunter Phelps-Barron			
1	1:37.231	+4.176	10:49:48.389
2	1:34.240	+1.185	10:51:22.629
3	1:37.035	+3.980	10:52:59.664
4	1:33.971	+0.916	10:54:33.635
5	1:34.214	+1.159	10:56:07.849
6	1:34.448	+1.393	10:57:42.297
7	1:35.465	+2.410	10:59:17.762
8	1:34.397	+1.342	11:00:52.199
9	1:33.055		11:02:25.214
10	1:33.216	+0.161	11:03:58.430

Lap	Lap Tm	Diff	Time of Day
(23) Elliott O Barron			
1	1:36.439	+4.033	10:49:47.550
2	1:34.763	+2.357	10:51:22.313
3	1:37.151	+4.745	10:52:59.464
4	1:34.503	+2.097	10:54:33.967
5	1:34.163	+1.757	10:56:08.130
6	1:34.196	+1.790	10:57:42.326
7	1:34.669	+2.263	10:59:16.995
8	1:33.877	+1.471	11:00:50.872
9	1:35.379	+2.973	11:02:26.251
10	1:32.406		11:03:58.657

Lap	Lap Tm	Diff	Time of Day
(49) Steven Hild			
1	1:37.814	+3.568	10:49:49.181
2	1:34.246		10:51:23.427
3	1:37.088	+2.842	10:53:00.515
4	1:35.055	+0.809	10:54:35.570
5	1:34.377	+0.131	10:56:09.947
6	1:35.498	+1.252	10:57:45.445
7	1:35.547	+1.301	10:59:20.992
8	1:38.191	+3.945	11:00:59.183
9	1:38.720	+4.474	11:02:37.903
10	1:38.493	+4.247	11:04:16.396

Lap	Lap Tm	Diff	Time of Day
(14) Dave McDowell			
1	1:40.535	+4.808	10:49:52.269
2	1:36.781	+1.054	10:51:29.050
3	1:37.997	+2.270	10:53:07.047
4	1:37.116	+1.389	10:54:44.163
5	1:37.452	+1.725	10:56:21.615
6	1:36.628	+0.901	10:57:58.243
7	1:36.961	+1.234	10:59:35.204
8	1:37.597	+1.870	11:01:12.801
9	1:36.492	+0.765	11:02:49.293
10	1:35.727		11:04:25.020

Lap	Lap Tm	Diff	Time of Day
(11) David McMasters			
1	1:40.933	+4.520	10:49:52.665
2	1:36.997	+0.584	10:51:29.662
3	1:37.890	+1.477	10:53:07.552
4	1:38.305	+1.892	10:54:45.857
5	1:37.785	+1.372	10:56:23.642
6	1:36.413		10:58:00.055
7	1:38.480	+2.067	10:59:38.535
8	1:37.241	+0.828	11:01:15.776
9	1:38.514	+2.101	11:02:54.290
10	1:36.805	+0.392	11:04:31.095

Lap	Lap Tm	Diff	Time of Day
(87) Dwight Calkins			
1	1:41.838	+5.086	10:49:53.804
2	1:36.752		10:51:30.556
3	1:38.011	+1.259	10:53:08.567
4	1:38.185	+1.433	10:54:46.752
5	1:37.480	+0.728	10:56:24.232
6	1:36.893	+0.141	10:58:01.125
7	1:37.585	+0.833	10:59:38.710
8	1:37.215	+0.463	11:01:15.925
9	1:38.756	+2.004	11:02:54.681
10	1:38.819	+2.067	11:04:33.500

Lap	Lap Tm	Diff	Time of Day
(66) Bill Griffith			
1	1:42.860	+5.100	10:49:56.912
2	1:38.799	+1.039	10:51:35.711
3	1:38.006	+0.246	10:53:13.717
4	1:39.231	+1.471	10:54:52.948
5	1:38.584	+0.824	10:56:31.532
6	1:38.825	+1.065	10:58:10.357
7	1:37.760		10:59:48.117
8	1:38.095	+0.335	11:01:26.212
9	1:37.859	+0.099	11:03:04.071
10	1:39.477	+1.717	11:04:43.548

Lap	Lap Tm	Diff	Time of Day
(05) Mike Rogers			
1	1:43.548	+5.944	10:49:55.641
2	1:37.604		10:51:33.245
3	1:38.365	+0.761	10:53:11.610
4	1:38.671	+1.067	10:54:50.281
5	1:38.659	+1.055	10:56:28.940
6	1:38.466	+0.862	10:58:07.406
7	1:38.740	+1.136	10:59:46.146
8	1:38.920	+1.316	11:01:25.066
9	1:38.839	+1.235	11:03:03.905
10	1:41.303	+3.699	11:04:45.208

Lap	Lap Tm	Diff	Time of Day
(83) Barrett Schwarzlose			
1	1:44.877	+7.292	10:49:57.989
2	1:38.236	+0.651	10:51:36.225
3	1:37.758	+0.173	10:53:13.983
4	1:39.299	+1.714	10:54:53.282
5	1:38.451	+0.866	10:56:31.733
6	1:38.816	+1.231	10:58:10.549
7	1:37.882	+0.297	10:59:48.431
8	1:38.279	+0.694	11:01:26.710
9	1:37.585		11:03:04.295
10	1:41.996	+4.411	11:04:46.291

Lap	Lap Tm	Diff	Time of Day
(12) David Phillips			

Lap	Lap Tm	Diff	Time of Day
1	1:43.233	+5.525	10:49:56.028
2	1:38.960	+1.252	10:51:34.988
3	1:38.200	+0.492	10:53:13.188
4	1:38.817	+1.109	10:54:52.005
5	1:39.114	+1.406	10:56:31.119
6	1:39.023	+1.315	10:58:10.142
7	1:37.708		10:59:47.850
8	1:38.684	+0.976	11:01:26.534
9	1:38.521	+0.813	11:03:05.055
10	1:42.149	+4.441	11:04:47.204

Lap	Lap Tm	Diff	Time of Day
(98) Jason White			
1	1:41.023	+4.172	10:49:53.477
2	1:36.871	+0.020	10:51:30.348
3	1:37.703	+0.852	10:53:08.051
4	1:37.600	+0.749	10:54:45.651
5	1:36.851		10:56:22.502
6	1:37.248	+0.397	10:57:59.750
7	1:41.295	+4.444	10:59:41.045
8	1:38.600	+1.749	11:01:19.645
9	1:39.362	+2.511	11:02:59.007
10	1:39.006	+2.155	11:04:38.013

Lap	Lap Tm	Diff	Time of Day
(39) Collin Underhill			
1	1:47.898	+8.035	10:50:00.193
2	1:42.377	+2.514	10:51:42.570
3	1:41.756	+1.893	10:53:24.326
4	1:39.959	+0.096	10:55:04.285
5	1:41.912	+2.049	10:56:46.197
6	1:41.611	+1.748	10:58:27.808
7	1:41.363	+1.500	11:00:09.171
8	1:42.159	+2.296	11:01:51.330
9	1:40.897	+1.034	11:03:32.227
10	1:39.863		11:05:12.090

Lap	Lap Tm	Diff	Time of Day
(19) Mark Shatwell			
1	1:48.479	+6.744	10:50:03.577
2	1:42.309	+0.574	10:51:45.886
3	1:41.735		10:53:27.621
4	1:42.455	+0.720	10:55:10.076
5	1:44.276	+2.541	10:56:54.352
6	1:44.575	+2.840	10:58:38.927
7	1:43.906	+2.171	11:00:22.833
8	1:43.542	+1.807	11:02:06.375
9	1:42.909	+1.174	11:03:49.284
10	1:42.425	+0.690	11:05:31.709

Lap	Lap Tm	Diff	Time of Day
(91) Reagan Schwarzlose			
1	1:50.678	+4.824	10:50:06.113
2	1:51.298	+5.444	10:51:57.411
3	1:48.081	+2.227	10:53:45.492
4	1:47.439	+1.585	10:55:32.931
5	1:49.571	+3.717	10:57:22.502
6	1:50.187	+4.333	10:59:12.689
7	1:48.129	+2.275	11:01:00.818
8	1:46.208	+0.354	11:02:47.026
9	1:45.854		11:04:32.880

Lap	Lap Tm	Diff	Time of Day
(16) Ed Smith			
1	1:51.265	+2.696	10:50:07.435
2	1:50.771	+2.202	10:51:58.206

President - Danny Piott

Safety Steward - Berkeley Merrill

Regulations Chief - Steve Coleman

Orbits

www.mylaps.com

Licensed to: Corinthian Vintage Auto Racing



18th Mike Stephens Classic


Group 3

Hallett Motor Racing Circuit 1.800 miles

G3 - Race 1

3/16/2024 10:39

Race started at 10:48:11



Lap	Lap Tm	Diff	Time of Day
3	1:50.356	+1.787	10:53:48.562
4	1:51.234	+2.665	10:55:39.796
5	1:50.387	+1.818	10:57:30.183
6	1:49.881	+1.312	10:59:20.064
7	1:49.110	+0.541	11:01:09.174
8	1:49.452	+0.883	11:02:58.626
9	1:48.569		11:04:47.195
<hr/>			
(72) Jason Puerner			
1	1:52.719		10:50:07.410
<hr/>			
(96) John Strnad			
1	1:53.180		10:50:08.743

Lap	Lap Tm	Diff	Time of Day
-----	--------	------	-------------

Lap	Lap Tm	Diff	Time of Day
-----	--------	------	-------------

President - Danny Piott Orbits

Safety Steward - Berkeley Merrill

Regulations Chief - Steve Coleman

www.mylaps.com

Licensed to: Corinthian Vintage Auto Racing

Printed: 3/31/2024 8:20:19 AM



18th Mike Stephens Classic

Lapchart


Group 3

Hallett Motor Racing Circuit 1.800 miles

G3 - Race 1

3/16/2024 10:39

Race started at 10:48:11



Competitors		Laps										
		0	1	2	3	4	5	6	7	8	9	10
Elliott O Barron (23)	1	23	23	23	23	70	70	70	23	23	9	9
Hunter Phelps-Barron (70)	2	70	70	70	70	23	23	23	70	9	70	70
Steven Hild (49)	3	49	9	9	9	9	9	9	9	70	23	23
Simon Hughes (9)	4	9	49	49	49	49	49	49	49	49	49	49
David McMasters (11)	5	11	14	14	14	14	14	14	14	14	14	14
Dave McDowell (14)	6	14	11	11	11	98	98	98	11	11	11	11
Dwight Calkins (87)	7	87	98	98	98	11	11	11	87	87	87	87
Mike Rogers (05)	8	05	87	87	87	87	87	87	98	98	98	98
Collin Underhill (39)	9	39	05	05	05	05	05	05	05	05	05	66
Jason White (98)	10	98	12	12	12	12	12	12	12	66	66	05
David Phillips (12)	11	12	66	66	66	66	66	66	66	12	83	83
Barrett Schwarzlose (83)	12	83	83	83	83	83	83	83	83	83	12	12
Bill Griffith (66)	13	66	39	39	39	39	39	39	39	39	39	39
Jason Puerner (72)	14	72	19	19	19	19	19	19	19	19	19	19
Mark Shatwell (19)	15	19	91	91	91	91	91	91	91	91	91	91
Reagan Schwarzlose (91)	16	91	72	16	16	16	16	16	16	16	16	16
John Strnad (96)	17	96	16									
Ed Smith (16)	18	16	96									
-	19											
-	20											

President - Danny Piott

Orbits

Safety Steward - Berkeley Merrill

Regulations Chief - Steve Coleman

www.mylaps.com

Licensed to: Corinthian Vintage Auto Racing