



18th Mike Stephens Classic

Sorted on Laps

Group 3

Hallett Motor Racing Circuit 1.800 miles

G3 - Race 2

3/16/2024 14:01

Race started at 14:27:08

Pos	No.	Name	Class	Vehicle-Year / Make / M	Color	Laps	Diff	Total Tm	Best Tm	Group	Points
1	23	Elliott O Barron	FV	1972 FV Pegasus	Silver	10		15:34.380	1:31.912	3	2
2	9	Simon Hughes	FV	1968 Lynx B (F/V)	Black	10	0.583	15:34.963	1:31.779	3	2
3	70	Hunter Phelps-Barron	FV	1969 Lynx B (F/V)	Red and White	10	38.991	16:13.371	1:34.288	3	2
4	14	Dave McDowell	FV	1969 Zeitler ZRD06	White	10	40.338	16:14.718	1:35.216	3	2
5	66	Bill Griffith	FV	1969 Vee Warrior Form	Black/Silver	10	41.130	16:15.510	1:35.838	3	2
6	11	David McMasters	FV	1965 Zink FV	Red	10	41.413	16:15.793	1:35.850	3	2
7	87	Dwight Calkins	FV	1972 Volkswagen Lynx	Red	10	49.892	16:24.272	1:36.041	3	2
8	05	Mike Rogers	FV	1968 Bobsy Vega	Silver	10	54.758	16:29.138	1:36.725	3	2
9	12	David Phillips	FV	1969 Volkswagen Zink	Red	10	58.979	16:33.359	1:37.332	3	2
10	96	John Strnad	FV	1969 Lynx B	White/Red	10	59.180	16:33.560	1:35.697	3	2
11	98	Jason White	FV	1965 Zink C4 (F/V)	Black/Red	10	59.535	16:33.915	1:37.635	3	2
12	49	Steven Hild	FV	1971 Formula V RCA	white and green	10	1:16.791	16:51.171	1:35.331	3	2
13	72	Jason Puerner	FV	1972 Caldwell D13	Green	10	1:17.890	16:52.270	1:37.646	3	2
14	39	Collin Underhill	FV	1967 Autodynamics D4	Blue	10	1:20.639	16:55.019	1:38.259	3	2
15	19	Mark Shatwell	FV	1968 Zink C4	Cream/Maroon	10	1:31.338	17:05.718	1:41.408	3	2
16	91	Reagan Schwarzlose	FV	1965 Autodynamics (F/)	Silver/Red	9	1 Lap	16:04.391	1:44.343	3	2
17	16	Ed Smith	FV	1968 Zinc C4 Formula V	blue	9	1 Lap	16:15.436	1:46.662	3	0

Not classified

DNS	83	Barrett Schwarzlose	FV	Formula Vee Lynx	Red/white		DNS			3	0
DNS	85	John Furlow Jr.	FV	1965 Autodynamics FV	Blue/orange		DNS			3	0
DNS	69	Elliott Barron	FV	Volkswagen Autodynam	Black		DNS			3	0

Announcements

+1 pt starting race; +1 pt finishing race

08/2020 Track Record (1:31.383) for FV by [113] Hunter Barron

Margin of Victory	Avg. Speed	Best Lap Tm	Best Speed	Best Lap by
0.583	69.351	1:31.779	70.604	9 - Simon Hughes

President - Danny Piott

Orbits

Safety Steward - Berkeley Merrill

Regulations Chief - Steve Coleman

www.mylaps.com

Licensed to: Corinthian Vintage Auto Racing



18th Mike Stephens Classic


Group 3

Hallett Motor Racing Circuit 1.800 miles

G3 - Race 2

3/16/2024 14:01

Race started at 14:27:08



Lap	Lap Tm	Diff	Time of Day
(23) Elliott O Barron			
1	1:35.820	+3.908	14:28:43.967
2	1:34.172	+2.260	14:30:18.139
3	1:35.108	+3.196	14:31:53.247
4	1:33.024	+1.112	14:33:26.271
5	1:32.952	+1.040	14:34:59.223
6	1:32.689	+0.777	14:36:31.912
7	1:32.593	+0.681	14:38:04.505
8	1:33.906	+1.994	14:39:38.411
9	1:32.109	+0.197	14:41:10.520
10	1:31.912		14:42:42.432

Lap	Lap Tm	Diff	Time of Day
(9) Simon Hughes			
1	1:36.324	+4.545	14:28:44.456
2	1:34.140	+2.361	14:30:18.596
3	1:35.131	+3.352	14:31:53.727
4	1:32.759	+0.980	14:33:26.486
5	1:32.932	+1.153	14:34:59.418
6	1:32.678	+0.899	14:36:32.096
7	1:32.670	+0.891	14:38:04.766
8	1:34.012	+2.233	14:39:38.778
9	1:32.458	+0.679	14:41:11.236
10	1:31.779		14:42:43.015

Lap	Lap Tm	Diff	Time of Day
(70) Hunter Phelps-Barron			
1	1:36.181	+1.893	14:28:44.233
2	1:34.288		14:30:18.521
3	1:35.080	+0.792	14:31:53.601
4	1:35.645	+1.357	14:33:29.246
5	1:38.872	+4.584	14:35:08.118
6	1:40.058	+5.770	14:36:48.176
7	1:38.488	+4.200	14:38:26.664
8	1:39.568	+5.280	14:40:06.232
9	1:37.299	+3.011	14:41:43.531
10	1:37.892	+3.604	14:43:21.423

Lap	Lap Tm	Diff	Time of Day
(14) Dave McDowell			
1	1:40.708	+5.492	14:28:49.189
2	1:38.390	+3.174	14:30:27.579
3	1:37.875	+2.659	14:32:05.454
4	1:37.890	+2.674	14:33:43.344
5	1:37.332	+2.116	14:35:20.676
6	1:37.055	+1.839	14:36:57.731
7	1:35.216		14:38:32.947
8	1:36.836	+1.620	14:40:09.783
9	1:36.666	+1.450	14:41:46.449
10	1:36.321	+1.105	14:43:22.770

Lap	Lap Tm	Diff	Time of Day
(66) Bill Griffith			
1	1:41.020	+5.182	14:28:49.722
2	1:38.255	+2.417	14:30:27.977
3	1:37.956	+2.118	14:32:05.933
4	1:37.813	+1.975	14:33:43.746
5	1:37.611	+1.773	14:35:21.357
6	1:36.852	+1.014	14:36:58.209
7	1:36.767	+0.929	14:38:34.976
8	1:35.838		14:40:10.814
9	1:36.167	+0.329	14:41:46.981
10	1:36.581	+0.743	14:43:23.562

Lap	Lap Tm	Diff	Time of Day
(11) David McMasters			
1	1:41.878	+6.028	14:28:50.365
2	1:39.895	+4.045	14:30:30.260
3	1:37.249	+1.399	14:32:07.509
4	1:37.007	+1.157	14:33:44.516
5	1:37.125	+1.275	14:35:21.641
6	1:37.020	+1.170	14:36:58.661
7	1:36.637	+0.787	14:38:35.298
8	1:35.850		14:40:11.148
9	1:36.175	+0.325	14:41:47.323
10	1:36.522	+0.672	14:43:23.845

Lap	Lap Tm	Diff	Time of Day
(87) Dwight Calkins			
1	1:41.983	+5.942	14:28:50.767
2	1:40.307	+4.266	14:30:31.074
3	1:38.083	+2.042	14:32:09.157
4	1:36.041		14:33:45.198
5	1:37.001	+0.960	14:35:22.199
6	1:37.739	+1.698	14:36:59.938
7	1:38.487	+2.446	14:38:38.425
8	1:38.098	+2.057	14:40:16.523
9	1:38.511	+2.470	14:41:55.034
10	1:37.290	+1.249	14:43:32.324

Lap	Lap Tm	Diff	Time of Day
(05) Mike Rogers			
1	1:43.817	+7.092	14:28:52.958
2	1:39.956	+3.231	14:30:32.914
3	1:37.987	+1.262	14:32:10.901
4	1:38.731	+2.006	14:33:49.632
5	1:39.217	+2.492	14:35:28.849
6	1:38.751	+2.026	14:37:07.600
7	1:37.838	+1.113	14:38:45.438
8	1:37.523	+0.798	14:40:22.961
9	1:36.725		14:41:59.686
10	1:37.504	+0.779	14:43:37.190

Lap	Lap Tm	Diff	Time of Day
(12) David Phillips			
1	1:44.567	+7.235	14:28:53.990
2	1:39.298	+1.966	14:30:33.288
3	1:38.419	+1.087	14:32:11.707
4	1:38.436	+1.104	14:33:50.143
5	1:39.586	+2.254	14:35:29.729
6	1:38.645	+1.313	14:37:08.374
7	1:38.533	+1.201	14:38:46.907
8	1:38.340	+1.008	14:40:25.247
9	1:37.332		14:42:02.579
10	1:38.832	+1.500	14:43:41.411

Lap	Lap Tm	Diff	Time of Day
(96) John Strnad			
1	1:47.038	+11.341	14:28:58.255
2	1:42.276	+6.579	14:30:40.531
3	1:39.942	+4.245	14:32:20.473
4	1:39.943	+4.246	14:34:00.416
5	1:37.707	+2.010	14:35:38.123
6	1:37.191	+1.494	14:37:15.314
7	1:36.796	+1.099	14:38:52.110
8	1:35.697		14:40:27.807
9	1:35.812	+0.115	14:42:03.619
10	1:37.993	+2.296	14:43:41.612

Lap	Lap Tm	Diff	Time of Day
(98) Jason White			
1	1:51.319	+6.976	14:29:01.857

Lap	Lap Tm	Diff	Time of Day
1	1:43.808	+6.173	14:28:53.439
2	1:40.637	+3.002	14:30:34.076
3	1:39.038	+1.403	14:32:13.114
4	1:38.714	+1.079	14:33:51.828
5	1:38.848	+1.213	14:35:30.676
6	1:38.334	+0.699	14:37:09.010
7	1:38.340	+0.705	14:38:47.350
8	1:38.464	+0.829	14:40:25.814
9	1:37.635		14:42:03.449
10	1:38.518	+0.883	14:43:41.967

Lap	Lap Tm	Diff	Time of Day
(49) Steven Hild			
1	1:37.650	+2.319	14:28:45.885
p2	2:14.471	+39.140	14:31:00.356
3	1:42.183	+6.852	14:32:42.539
4	1:40.803	+5.472	14:34:23.342
5	1:36.901	+1.570	14:36:00.243
6	1:35.331		14:37:35.574
7	1:35.498	+0.167	14:39:11.072
8	1:35.921	+0.590	14:40:46.993
9	1:35.848	+0.517	14:42:22.814
10	1:36.382	+1.051	14:43:59.223

Lap	Lap Tm	Diff	Time of Day
(72) Jason Puerner			
1	1:48.172	+10.526	14:28:59.921
2	1:41.452	+3.806	14:30:41.373
3	1:40.184	+2.538	14:32:21.557
4	1:42.181	+4.535	14:34:03.738
5	1:41.414	+3.768	14:35:45.152
6	1:39.998	+2.352	14:37:25.150
7	1:39.170	+1.524	14:39:04.320
8	1:39.202	+1.556	14:40:43.522
9	1:39.154	+1.508	14:42:22.676
10	1:37.646		14:44:00.322

Lap	Lap Tm	Diff	Time of Day
(39) Collin Underhill			
1	1:45.574	+7.315	14:28:55.305
2	1:42.346	+4.087	14:30:37.651
3	1:43.467	+5.208	14:32:21.118
4	1:41.187	+2.928	14:34:02.305
5	1:40.983	+2.724	14:35:43.288
6	1:40.492	+2.233	14:37:23.780
7	1:40.527	+2.268	14:39:04.307
8	1:40.949	+2.690	14:40:45.256
9	1:39.556	+1.297	14:42:24.812
10	1:38.259		14:44:03.071

Lap	Lap Tm	Diff	Time of Day
(19) Mark Shatwell			
1	1:45.748	+4.340	14:28:55.858
2	1:42.738	+1.330	14:30:38.596
3	1:41.883	+0.475	14:32:20.479
4	1:41.550	+0.142	14:34:02.029
5	1:42.380	+0.972	14:35:44.409
6	1:41.646	+0.238	14:37:26.055
7	1:41.784	+0.376	14:39:07.839
8	1:41.408		14:40:49.247
9	1:41.659	+0.251	14:42:30.906
10	1:42.864	+1.456	14:44:13.770

Lap	Lap Tm	Diff	Time of Day
(91) Reagan Schwarzlose			
1	1:51.319	+6.976	14:29:01.857

President - Danny Piott
Safety Steward - Berkeley Merrill
Regulations Chief - Steve Coleman

Orbits

www.mylaps.com

Licensed to: Corinthian Vintage Auto Racing



18th Mike Stephens Classic


Group 3

Hallett Motor Racing Circuit 1.800 miles

G3 - Race 2

3/16/2024 14:01

Race started at 14:27:08



Lap	Lap Tm	Diff	Time of Day
2	1:45.921	+1.578	14:30:47.778
3	1:48.992	+4.649	14:32:36.770
4	1:47.835	+3.492	14:34:24.605
5	1:46.272	+1.929	14:36:10.877
6	1:46.446	+2.103	14:37:57.323
7	1:45.939	+1.596	14:39:43.262
8	1:44.838	+0.495	14:41:28.100
9	1:44.343		14:43:12.443
<hr/>			
(16) Ed Smith			
1	1:49.586	+2.924	14:29:00.588
2	1:46.662		14:30:47.250
3	1:49.016	+2.354	14:32:36.266
4	1:48.256	+1.594	14:34:24.522
5	1:48.485	+1.823	14:36:13.007
6	1:47.295	+0.633	14:38:00.302
7	1:48.306	+1.644	14:39:48.608
8	1:47.641	+0.979	14:41:36.249
9	1:47.239	+0.577	14:43:23.488

Lap	Lap Tm	Diff	Time of Day
-----	--------	------	-------------

Lap	Lap Tm	Diff	Time of Day
-----	--------	------	-------------

President - Danny Piott Orbits

Safety Steward - Berkeley Merrill
 Regulations Chief - Steve Coleman

www.mylaps.com

Licensed to: Corinthian Vintage Auto Racing



18th Mike Stephens Classic

Lapchart


Group 3

Hallett Motor Racing Circuit 1.800 miles

G3 - Race 2

3/16/2024 14:01

Race started at 14:27:08



Competitors		Laps										
		0	1	2	3	4	5	6	7	8	9	10
Hunter Phelps-Barron (70)	1	70	23	23	23	23	23	23	23	23	23	23
Simon Hughes (9)	2	9	70	70	70	9	9	9	9	9	9	9
Elliott O Barron (23)	3	23	9	9	9	70	70	70	70	70	70	70
Steven Hild (49)	4	49	49	14	14	14	14	14	14	14	14	14
Dave McDowell (14)	5	14	14	66	66	66	66	66	66	66	66	66
David McMasters (11)	6	11	66	11	11	11	11	11	11	11	11	11
Bill Griffith (66)	7	66	11	87	87	87	87	87	87	87	87	87
Dwight Calkins (87)	8	87	87	05	05	05	05	05	05	05	05	05
Mike Rogers (05)	9	05	05	12	12	12	12	12	12	12	12	12
David Phillips (12)	10	12	98	98	98	98	98	98	98	98	98	96
Jason White (98)	11	98	12	39	96	96	96	96	96	96	96	98
Collin Underhill (39)	12	39	39	19	19	19	39	39	39	72	72	49
Mark Shatwell (19)	13	19	19	96	39	39	19	72	72	39	49	72
Reagan Schwarzlose (91)	14	91	96	72	72	72	72	19	19	49	39	39
Ed Smith (16)	15	16	72	16	16	49	49	49	49	19	19	19
John Strnad (96)	16	96	16	91	91	16	91	91	91	91	91	91
Jason Puerner (72)	17	72	91	49	49	91	16	16	16	16	16	16
-	18											
-	19											
-	20											

President - Danny Piott

Orbits

Safety Steward - Berkeley Merrill

Regulations Chief - Steve Coleman

www.mylaps.com

Licensed to: Corinthian Vintage Auto Racing