



Thunder on the Cimarron XXIII

Sorted on Laps

Group 2

Hallett Motor Racing Circuit 1.800 miles

G2 - Race 2

10/5/2024 14:00

Race started at 13:51:31

Pos	No.	Name	Class	Vehicle-Year / Make / M	Color	Laps	Diff	Total Tm	Best Tm	Group	Points
1	881	Greg Wold	CS	1964 Morris Cooper S	white	13		19:44.527	1:29.396	2	0
2	52	Andrew Nelson	CS	1963 Austin Cooper S	Blue	13	3.292	19:47.819	1:29.856	2	0
3	36	Daniel Wold	CS	1964 Morris Cooper S	White	13	16.072	20:00.599	1:30.615	2	0
4	23	Dave Williams	FP	1959 Austin Healey Spr	Silver	13	53.827	20:38.354	1:32.093	2	0
5	60	Stefan Schluter	EP	1972 Porsche 914-4	Tangerine	13	56.532	20:41.059	1:32.155	2	2
6	26	Mike Coleman	FP	1972 MG Midget	Black Tulip	13	1:14.658	20:59.185	1:35.033	2	2
7	71	Mike Bond	FP	1971 MG Midget	Blue	13	1:18.436	21:02.963	1:30.502	2	2
8	18	Paul Martin	EP	MG Mgb	Green	12	1 Lap	19:45.410	1:36.456	2	2
9	25	Steven Coleman	FP	1972 MG Midget	Black Tulip	12	1 Lap	19:59.335	1:37.400	2	2
10	10	David Lee	FP	1959 Austin Healey Spr	White	12	1 Lap	20:03.215	1:38.434	2	2
11	48	Louis Gladfelter	CS	1962 Mini Mini Cooper !	Red	12	1 Lap	20:05.158	1:38.345	2	2
12	16	Paul Bastyr	CS	1962 Austin Cooper-S	Red	12	1 Lap	20:05.223	1:34.143	2	0
13	188	Thomas Searls	FP	1967 Datsun 1600	Whiteredgreen	12	1 Lap	21:05.262	1:43.224	2	2
14	6	Mike Jones	EP	1965 MG B	Green	12	1 Lap	21:19.307	1:40.843	2	2
15	53	Marty Baker	EP	1971 MG MGB-GT	Light gray/red	11	2 Laps	20:04.896	1:47.164	2	2
16	75*	Cole Davis	CS	1969 Austin America	Blue/Black	11	2 Laps	20:07.727	1:46.067	2	2
17	24	Chris Duroy	FP	1972 MG Midget	Plum	9	4 Laps	14:49.928	1:36.603	2	2
18	37	Joanne Lemmons	CS	1963 Morris Mini	Green	9	4 Laps	20:06.791	1:46.584	2	2
19	11	Doug Peterson	CS	1965 Fortech Mini	Yellow/Purple	7	6 Laps	10:38.568	1:30.157	2	0
20	28	Colby Lemmons	CS	1966 Austin Mini Coope	Blue	7	6 Laps	11:20.171	1:35.691	2	2
21	21*	Gary Grantham	EP	1965 MG B	Blue	7	6 Laps	15:03.776	1:37.152	2	0
DNF	15	Cole Liggett	CS	1959 Morris Mini	Blue/White	6	DNF	10:14.148	1:40.396	2	0

Not classified

DNS	133	Stan Bell	FP	1972 Fiat spider	yellow		DNF			2	0
DNS	137	John Wittenauer	CS	1964 Morris Cooper S	Blue		DNF			2	0
DNS	57	Jeffrey Moore	CS	1966 Austin Mini Coope	White		DNF			2	0
DNS	93	Richard Varner	EP	1964 MG MGB	Red		DNF			2	0
DNS	87	Trevor Bond	CS	1962 Morris Mini	Black		DNF			2	0
DNS	84	Kelly Wittenauer	CS	1968 Unipower GT	Yellow		DNF			2	0
DNS	658	Louis Gladfelter	CS	1962 Mini Mini Cooper !	Lt Green		DNF			2	0
DNS	73	Bobby Whitehead	FP	1973 MG Midget	Blue		DNF			2	0
DNS	21	Rodger Grantham	EP	1965 MG B	Blue		DNF			2	0

Announcements

+1 pt starting race; +1 pt finishing race

Margin of Victory	Avg. Speed	Best Lap Tm	Best Speed	Best Lap by
3.292	71.117	1:29.396	72.486	881 - Greg Wold

President - Danny Piott

Orbits

Safety Steward - Berkeley Merrill

Regulations Chief - Steve Coleman

www.mylaps.com

Licensed to: Corinthian Vintage Auto Racing



Thunder on the Cimarron XXIII

Sorted on Laps


Group 2

Hallett Motor Racing Circuit 1.800 miles

G2 - Race 2

10/5/2024 14:00

Race started at 13:51:31



Pos	No.	Name	Class	Vehicle-Year/Make/M	Color	Laps	Diff	Total Tm	Best Tm	Group	Points
DNS	75	Scott Davis	CS	1969 Austin America	Blue/Black		DNS			2	0

Announcements

+1 pt starting race; +1 pt finishing race

Margin of Victory	Avg. Speed	Best Lap Tm	Best Speed	Best Lap by
3.292	71.117	1:29.396	72.486	881 - Greg Wold

President - Danny Piott	Orbits
-------------------------	--------

Safety Steward - Berkeley Merrill

Regulations Chief - Steve Coleman

www.mylaps.com

Licensed to: Corinthian Vintage Auto Racing



Thunder on the Cimarron XXIII

Group 2

Hallett Motor Racing Circuit 1.800 miles

G2 - Race 2

10/5/2024 14:00

Race started at 13:51:31

Lap	Lap Tm	Diff	Time of Day
(881) Greg Wold			
1	1:31.490	+2.094	13:53:03.155
2	1:30.140	+0.744	13:54:33.295
3	1:29.701	+0.305	13:56:02.996
4	1:29.396		13:57:32.392
5	1:29.522	+0.126	13:59:01.914
6	1:30.639	+1.243	14:00:32.553
7	1:30.496	+1.100	14:02:03.049
8	1:30.252	+0.856	14:03:33.301
9	1:32.011	+2.615	14:05:05.312
10	1:31.030	+1.634	14:06:36.342
11	1:33.452	+4.056	14:08:09.794
12	1:32.579	+3.183	14:09:42.373
13	1:33.819	+4.423	14:11:16.192
(52) Andrew Nelson			
1	1:32.124	+2.268	13:53:03.917
2	1:29.856		13:54:33.773
3	1:30.471	+0.615	13:56:04.244
4	1:31.734	+1.878	13:57:35.978
5	1:31.400	+1.544	13:59:07.378
6	1:33.518	+3.662	14:00:40.896
7	1:30.519	+0.663	14:02:11.415
8	1:31.065	+1.209	14:03:42.480
9	1:31.284	+1.428	14:05:13.764
10	1:31.317	+1.461	14:06:45.081
11	1:31.740	+1.884	14:08:16.821
12	1:31.662	+1.806	14:09:48.483
13	1:31.001	+1.145	14:11:19.484
(36) Daniel Wold			
1	1:32.710	+2.095	13:53:04.700
2	1:30.615		13:54:35.315
3	1:30.829	+0.214	13:56:06.144
4	1:30.833	+0.218	13:57:36.977
5	1:31.777	+1.162	13:59:08.754
6	1:33.341	+2.726	14:00:42.095
7	1:30.649	+0.034	14:02:12.744
8	1:31.500	+0.885	14:03:44.244
9	1:31.565	+0.950	14:05:15.809
10	1:31.424	+0.809	14:06:47.233
11	1:32.357	+1.742	14:08:19.590
12	1:31.322	+0.707	14:09:50.912
13	1:41.352	+10.737	14:11:32.264
(23) Dave Williams			
1	1:40.634	+8.541	13:53:18.557
2	1:34.956	+2.863	13:54:53.513
3	1:35.363	+3.270	13:56:28.876
4	1:34.569	+2.476	13:58:03.445
5	1:33.846	+1.753	13:59:37.291
6	1:33.118	+1.025	14:01:10.409
7	1:33.433	+1.340	14:02:43.842
8	1:34.011	+1.918	14:04:17.853
9	1:35.904	+3.811	14:05:53.757
10	1:34.778	+2.685	14:07:28.535
11	1:33.249	+1.156	14:09:01.784
12	1:32.093		14:10:33.877
13	1:36.142	+4.049	14:12:10.019

Lap	Lap Tm	Diff	Time of Day
(60) Stefan Schluter			
1	1:33.909	+1.754	13:53:06.932
2	1:32.155		13:54:39.087
3	1:33.183	+1.028	13:56:12.270
4	1:33.173	+1.018	13:57:45.443
5	1:32.532	+0.377	13:59:17.975
6	1:32.539	+0.384	14:00:50.514
7	1:35.616	+3.461	14:02:26.130
8	1:38.639	+6.484	14:04:04.769
9	1:36.104	+3.949	14:05:40.873
10	1:40.019	+7.864	14:07:20.892
11	1:39.936	+7.781	14:09:00.828
12	1:32.755	+0.600	14:10:33.583
13	1:39.141	+6.986	14:12:12.724
(26) Mike Coleman			
1	1:38.445	+3.412	13:53:11.564
2	1:35.864	+0.831	13:54:47.428
3	1:36.352	+1.319	13:56:23.780
4	1:35.943	+0.910	13:57:59.723
5	1:36.271	+1.238	13:59:35.994
6	1:36.017	+0.984	14:01:12.011
7	1:35.033		14:02:47.044
8	1:38.071	+3.038	14:04:25.115
9	1:36.043	+1.010	14:06:01.158
10	1:36.336	+1.303	14:07:37.494
11	1:35.398	+0.365	14:09:12.892
12	1:37.403	+2.370	14:10:50.295
13	1:40.555	+5.522	14:12:30.850
(71) Mike Bond			
1	1:35.875	+5.373	13:53:13.050
2	1:32.230	+1.728	13:54:45.280
3	1:32.064	+1.562	13:56:17.344
4	1:31.629	+1.127	13:57:48.973
5	1:31.132	+0.630	13:59:20.105
6	1:31.416	+0.914	14:00:51.521
7	2:22.459	+51.957	14:03:13.980
8	1:37.188	+6.686	14:04:51.168
9	1:31.889	+1.387	14:06:23.057
10	1:37.390	+6.888	14:08:00.447
11	1:33.049	+2.547	14:09:33.496
12	1:30.630	+0.128	14:11:04.126
13	1:30.502		14:12:34.628
(18) Paul Martin			
1	1:43.602	+7.146	13:53:18.556
2	1:39.513	+3.057	13:54:58.069
3	1:39.484	+3.028	13:56:37.553
4	1:37.741	+1.285	13:58:15.294
5	1:37.175	+0.719	13:59:52.469
6	1:38.867	+2.411	14:01:31.336
7	1:36.869	+0.413	14:03:08.205
8	1:36.456		14:04:44.661
9	1:37.222	+0.766	14:06:21.883
10	1:38.388	+1.932	14:08:00.271
11	1:38.956	+2.500	14:09:39.227
12	1:37.848	+1.392	14:11:17.075
(25) Steven Coleman			
1	1:43.962	+6.562	13:53:21.825

Lap	Lap Tm	Diff	Time of Day
2	1:37.793	+0.393	13:54:59.618
3	1:39.211	+1.811	13:56:38.829
4	1:40.360	+2.960	13:58:19.189
5	1:39.790	+2.390	13:59:58.979
6	1:39.933	+2.533	14:01:38.912
7	1:37.855	+0.455	14:03:16.767
8	1:37.901	+0.501	14:04:54.668
9	1:37.400		14:06:32.068
10	1:39.025	+1.625	14:08:11.093
11	1:38.528	+1.128	14:09:49.621
12	1:41.379	+3.979	14:11:31.000
(10) David Lee			
1	1:40.888	+2.454	13:53:15.057
2	1:38.434		13:54:53.491
3	1:39.059	+0.625	13:56:32.550
4	1:38.754	+0.320	13:58:11.304
5	1:39.050	+0.616	13:59:50.354
6	1:41.804	+3.370	14:01:32.158
7	1:39.852	+1.418	14:03:12.010
8	1:38.845	+0.411	14:04:50.855
9	1:38.554	+0.120	14:06:29.409
10	1:41.158	+2.724	14:08:10.567
11	1:42.418	+3.984	14:09:52.985
12	1:41.895	+3.461	14:11:34.880
(48) Louis Gladfelder			
1	1:43.200	+4.855	13:53:17.814
2	1:39.732	+1.387	13:54:57.546
3	1:40.283	+1.938	13:56:37.829
4	1:40.935	+2.590	13:58:18.764
5	1:39.764	+1.419	13:59:58.528
6	1:41.159	+2.814	14:01:39.687
7	1:39.351	+1.006	14:03:19.038
8	1:40.017	+1.672	14:04:59.055
9	1:38.345		14:06:37.400
10	1:39.465	+1.120	14:08:16.865
11	1:39.573	+1.228	14:09:56.438
12	1:40.385	+2.040	14:11:36.823
(16) Paul Bastyr			
1	1:35.995	+1.852	13:53:09.330
2	1:34.143		13:54:43.473
3	1:34.355	+0.212	13:56:17.828
4	1:37.345	+3.202	13:57:55.173
5	1:36.449	+2.306	13:59:31.622
p6	2:18.319	+44.176	14:01:49.941
7	1:41.044	+6.901	14:03:30.985
8	1:36.991	+2.848	14:05:07.976
9	1:35.345	+1.202	14:06:43.321
10	1:38.965	+4.822	14:08:22.286
11	1:35.855	+1.712	14:09:58.141
p12	1:38.747	+4.604	14:11:36.888
(188) Thomas Searls			
1	1:48.902	+5.678	13:53:25.315
2	1:46.789	+3.565	13:55:12.104
3	1:46.212	+2.988	13:56:58.316
4	1:45.421	+2.197	13:58:43.737
5	1:45.128	+1.904	14:00:28.865
6	1:45.400	+2.176	14:02:14.265

President - Danny Piott

Safety Steward - Berkeley Merrill

Regulations Chief - Steve Coleman

Orbits

www.mylaps.com

Licensed to: Corinthian Vintage Auto Racing

Printed: 10/5/2024 2:16:41 PM

Page 1/2



Thunder on the Cimarron XXIII


Group 2

Hallett Motor Racing Circuit 1.800 miles

G2 - Race 2

10/5/2024 14:00

Race started at 13:51:31



Lap	Lap Tm	Diff	Time of Day
7	1:44.095	+0.871	14:03:58.360
8	1:44.279	+1.055	14:05:42.639
9	1:43.600	+0.376	14:07:26.239
10	1:43.855	+0.631	14:09:10.094
11	1:43.224		14:10:53.318
12	1:43.609	+0.385	14:12:36.927

(6) Mke Jones

1	1:45.996	+5.153	13:53:21.759
2	1:42.434	+1.591	13:55:04.193
3	1:41.617	+0.774	13:56:45.810
4	1:40.843		13:58:26.653
5	1:41.056	+0.213	14:00:07.709
6	1:41.298	+0.455	14:01:49.007
7	1:41.556	+0.713	14:03:30.563
8	1:43.876	+3.033	14:05:14.439
9	1:42.587	+1.744	14:06:57.026
10	1:43.596	+2.753	14:08:40.622
p11	2:20.351	+39.508	14:11:00.973
12	1:49.999	+9.156	14:12:50.972

(53) Marty Baker

1	1:53.217	+6.053	13:53:30.523
2	1:49.246	+2.082	13:55:19.769
3	1:49.160	+1.996	13:57:08.929
4	1:49.713	+2.549	13:58:58.642
5	1:49.031	+1.867	14:00:47.673
6	1:47.164		14:02:34.837
7	1:49.119	+1.955	14:04:23.956
8	1:47.628	+0.464	14:06:11.584
9	1:47.215	+0.051	14:07:58.799
10	1:48.081	+0.917	14:09:46.880
11	1:49.681	+2.517	14:11:36.561

(75) Cole Davis

1	1:52.759	+6.692	13:53:31.917
2	1:49.337	+3.270	13:55:21.254
3	1:48.896	+2.829	13:57:10.150
4	1:49.896	+3.829	13:59:00.046
5	1:50.354	+4.287	14:00:50.400
6	1:46.067		14:02:36.467
7	1:48.939	+2.872	14:04:25.406
8	1:47.427	+1.360	14:06:12.833
9	1:47.618	+1.551	14:08:00.451
10	1:48.407	+2.340	14:09:48.858
11	1:50.534	+4.467	14:11:39.392

(24) Chris Duroy

1	1:43.323	+6.720	13:53:17.361
2	1:39.284	+2.681	13:54:56.645
3	1:40.569	+3.966	13:56:37.214
4	1:37.763	+1.160	13:58:14.977
5	1:37.050	+0.447	13:59:52.027
6	1:38.717	+2.114	14:01:30.744
7	1:36.810	+0.207	14:03:07.554
8	1:36.603		14:04:44.157
9	1:37.436	+0.833	14:06:21.593

(37) Joanne Lemmons

1	1:53.910	+7.326	13:53:31.338
2	1:49.401	+2.817	13:55:20.739

Lap	Lap Tm	Diff	Time of Day
3	3:38.690	+1:52.106	13:58:59.429
4	1:49.638	+3.054	14:00:49.067
5	1:46.584		14:02:35.651
6	3:36.648	+1:50.064	14:06:12.299
7	1:47.509	+0.925	14:07:59.808
8	1:48.064	+1.480	14:09:47.872
9	1:50.584	+4.000	14:11:38.456

(11) Doug Peterson

1	1:33.288	+3.131	13:53:05.520
2	1:30.552	+0.395	13:54:36.072
3	1:30.510	+0.353	13:56:06.582
4	1:30.529	+0.372	13:57:37.111
5	1:30.399	+0.242	13:59:07.510
6	1:32.566	+2.409	14:00:40.076
7	1:30.157		14:02:10.233

(28) Colby Lemmons

1	1:39.673	+3.982	13:53:13.354
2	1:36.584	+0.893	13:54:49.938
3	1:35.691		13:56:25.629
4	1:35.843	+0.152	13:58:01.472
5	1:36.212	+0.521	13:59:37.684
6	1:35.726	+0.035	14:01:13.410
7	1:38.426	+2.735	14:02:51.836

(21) Gary Grantham

1	1:39.261	+2.109	13:53:12.849
2	1:37.980	+0.828	13:54:50.829
p3	5:10.242	+3:33.090	14:00:01.071
4	1:42.102	+4.950	14:01:43.173
5	1:37.152		14:03:20.325
6	1:37.702	+0.550	14:04:58.027
7	1:37.414	+0.262	14:06:35.441

(15) Cole Liggett

1	1:45.567	+5.171	13:53:20.333
2	1:42.756	+2.360	13:55:03.089
3	1:41.365	+0.969	13:56:44.454
4	1:40.397	+0.001	13:58:24.851
5	1:40.566	+0.170	14:00:05.417
6	1:40.396		14:01:45.813

President - Danny Piott

Orbits

Safety Steward - Berkeley Merrill

Regulations Chief - Steve Coleman

www.mylaps.com

Licensed to: Corinthian Vintage Auto Racing



Thunder on the Cimarron XXIII

Lapchart


Group 2

Hallett Motor Racing Circuit 1.800 miles

G2 - Race 2

10/5/2024 14:00

Race started at 13:51:31



Competitors	Laps	Laps													
		0	1	2	3	4	5	6	7	8	9	10	11	12	13
Greg Wold (881)	1	881	881	881	881	881	881	881	881	881	881	881	881	881	881
Andrew Nelson (52)	2	52	52	52	52	52	11	11	52	52	52	52	52	52	52
Daniel Wold (36)	3	36	36	36	36	36	11	52	52	36	36	36	36	36	36
Doug Peterson (11)	4	11	11	11	11	11	36	36	36	60	60	60	60	60	23
Stefan Schluter (60)	5	60	60	60	60	60	60	60	23	23	23	23	23	23	60
Mike Coleman (26)	6	26	16	16	71	71	71	71	23	26	26	26	26	26	26
Paul Bastyr (16)	7	16	26	71	16	16	16	23	26	24	24	18	71	71	71
Gary Grantham (21*)	8	21*	21*	26	26	26	26	26	28	18	18	71	18	18	
Colby Lemmons (28)	9	28	71	28	28	28	23	28	24	10	71	10	25	25	
Chris Duroy (24)	10	24	28	21*	23	23	28	24	18	71	10	25	10	10	
David Lee (10)	11	10	10	10	10	10	18	10	25	25	48	48	48	48	
Louis Gladfelter (48)	12	48	24	23	24	24	24	10	71	48	48	16	16	16	
Cole Liggett (15)	13	15	48	24	18	18	18	25	25	16	16	6	188	188	
Paul Martin (18)	14	18	18	48	48	48	48	48	6	6	188	6	6	6	
Mike Jones (6)	15	6	23	18	25	25	25	15	6	188	188	53	53	53	
Thomas Searls (188)	16	188	15	25	15	15	15	6	16	53	53	75*	75*	75*	
Mike Bond (71)	17	71	6	15	6	6	6	16	188	75*	75*				
Marty Baker (53)	18	53	25	6	188	188	188	188	53	37	37				
Joanne Lemmons (37)	19	37	188	188	53	53	53	53	75*						
Steven Coleman (25)	20	25	53	53	75*	75*	75*	75*	21*						
Dave Williams (23)	21	23	37	37	37	37	37	21*	37						
Cole Davis (75*)	22	75*	75*	75*	21*	21*	21*	37							
-	23														
-	24														
-	25														
-	26														
-	27														
-	28														
-	29														
-	30														
-	31														
-	32														

President - Danny Piott

Orbits

Safety Steward - Berkeley Merrill

Regulations Chief - Steve Coleman

www.mylaps.com

Licensed to: Corinthian Vintage Auto Racing