




19th Annual Mike Stephens Classic

Sorted on Laps

Group 1 Hallett Motor Racing Circuit 1.800 miles
 G1-Race 3 3/16/2025 10:00
 Race (20:00 Time) started at 10:24:55



Pos	No.	Name	Class	Vehicle-Year/Make/Model	Color	Laps	Total Tm	Best Tm	In Lap	Points	Group
1	74	Ricardo Price	BP-H	1964 Chevrolet Corvette	Blue	11	17:07.660	1:25.774	4	4	1
2	10	Stephen Seitz	BP-H	1965 Ford Mustang	White	11	17:08.173	1:25.303	5	4	1
3	1	Keith Davidson	AS	1962 Ford Falcon	White	11	17:54.751	1:29.016	5	4	1
4	3	Terry Kerr	FIA	1977 Porsche 911	Black	11	18:01.051	1:31.585	6	4	1
5	04	Ray Baker Jr.	AS	1974 Chevrolet Camaro	White	11	18:03.632	1:32.855	5	4	1
6	55	Steve Coleman	BP	1966 Shelby GT 350	White/Blue	11	18:05.517	1:31.931	6	4	1
7	5	Scott Young	FIA	1962 Jaguar XKE coupe	Red	11	18:23.872	1:35.431	6	0	1
8	303	John Marks	AP	1970 Dodge Challenger	Green	10	17:01.597	1:34.800	5	0	1
9	46	Ross Mussina	AS-H	1965 Ford Mustang	Gold/Black	10	17:09.191	1:35.416	5	4	1
10	51	George Wright	BP	1959 Chevrolet Corvette	White	10	17:09.912	1:31.835	10	4	1
11	2	Philip Taxman	BP	1964 Jaguar E-type	Green	7	15:45.939	1:40.386	3	0	1
12	21	Kenny Barnett	BP	1965 Ford Mustang	Blue/Orange	5	7:35.010	1:28.636	4	4	1

Not classified

DNS	89	Greg Reynolds	BP	1967 Shelby Mustang GT350	White				0	0	1
DNS	9	Louis Gladfelter	AS	1969 Chevrolet Camaro	Red				0	0	1
DNS	84	Jim Sandberg	AP	1969 Chevrolet Corvette	Red/White				0	0	1
DNS	72	Tracey Robinson	AS-H	1966 Dodge Dart GT	White/Red				0	0	1

Announcements

Full course yellow; track safety; race ended early
#51, #74, #10, #46- 30 second penalty passing under yellow

Margin of Victory	Avg. Speed	Best Lap Tm	Best Speed	Best Lap by
0.513	69.361	1:25.303	75.965	10 - Stephen Seitz

President - Steve Coleman	Orbits
---------------------------	--------

Chief Steward - David Hopkins
 Safety Steward - Berkeley Merrill
 Regulations Chief - Ricardo Price

www.mylaps.com
 Licensed to: Corinthian Vintage Auto Racing corp.



19th Annual Mike Stephens Classic


Group 1

Hallett Motor Racing Circuit 1.800 miles

G1-Race 3

3/16/2025 10:00

Race (20:00 Time) started at 10:24:55



Lap	Lap Tm	Diff	Time of Day
(74) Ricardo Price			
1	1:29.986	+4.212	10:26:25.843
2	1:27.291	+1.517	10:27:53.134
3	1:26.857	+1.083	10:29:19.991
4	1:25.774		10:30:45.765
5	1:26.012	+0.238	10:32:11.777
6	1:25.933	+0.159	10:33:37.710
7	1:27.192	+1.418	10:35:04.902
8	1:26.012	+0.238	10:36:30.914
9	1:30.617	+4.843	10:38:01.531
10	1:45.098	+19.324	10:39:46.629
11	1:46.888	+21.114	10:41:33.517

Lap	Lap Tm	Diff	Time of Day
(10) Stephen Seitz			
1	1:31.789	+6.486	10:26:27.681
2	1:26.875	+1.572	10:27:54.556
3	1:26.432	+1.129	10:29:20.988
4	1:26.569	+1.266	10:30:47.557
5	1:25.303		10:32:12.860
6	1:25.529	+0.226	10:33:38.389
7	1:27.029	+1.726	10:35:05.418
8	1:26.231	+0.928	10:36:31.649
9	1:30.296	+4.993	10:38:01.945
10	1:45.187	+19.884	10:39:47.132
11	1:46.898	+21.595	10:41:34.030

Lap	Lap Tm	Diff	Time of Day
(1) Keith Davidson			
1	1:35.516	+6.500	10:26:31.724
2	1:30.093	+1.077	10:28:01.817
3	1:29.467	+0.451	10:29:31.284
4	1:30.030	+1.014	10:31:01.314
5	1:29.016		10:32:30.330
6	1:30.265	+1.249	10:34:00.595
7	1:39.379	+10.363	10:35:39.974
8	1:32.891	+3.875	10:37:12.865
9	2:07.448	+38.432	10:39:20.313
10	1:42.718	+13.702	10:41:03.031
11	1:47.577	+18.561	10:42:50.608

Lap	Lap Tm	Diff	Time of Day
(3) Terry Kerr			
1	1:42.848	+11.263	10:26:39.658
2	1:36.440	+4.855	10:28:16.098
3	1:34.557	+2.972	10:29:50.655
4	1:32.807	+1.222	10:31:23.462
5	1:32.185	+0.600	10:32:55.647
6	1:31.585		10:34:27.232
7	1:31.924	+0.339	10:35:59.156
8	1:33.288	+1.703	10:37:32.444
9	1:53.149	+21.564	10:39:25.593
10	1:49.128	+17.543	10:41:14.721
11	1:42.187	+10.602	10:42:56.908

Lap	Lap Tm	Diff	Time of Day
(04) Ray Baker Jr.			
1	1:37.762	+4.907	10:26:34.443
2	1:34.119	+1.264	10:28:08.562
3	1:34.463	+1.608	10:29:43.025
4	1:33.922	+1.067	10:31:16.947
5	1:32.855		10:32:49.802
6	1:33.910	+1.055	10:34:23.712
7	1:36.631	+3.776	10:36:00.343

Lap	Lap Tm	Diff	Time of Day
8	1:40.524	+7.669	10:37:40.867
9	1:46.917	+14.062	10:39:27.784
10	1:48.638	+15.783	10:41:16.422
11	1:43.067	+10.212	10:42:59.489
(55) Steve Coleman			
1	1:43.317	+11.386	10:26:43.219
2	1:37.697	+5.766	10:28:20.916
3	1:36.115	+4.184	10:29:57.031
4	1:36.341	+4.410	10:31:33.372
5	1:35.083	+3.152	10:33:08.455
6	1:31.931		10:34:40.386
7	1:32.445	+0.514	10:36:12.831
8	1:34.948	+3.017	10:37:47.779
9	1:41.095	+9.164	10:39:28.874
10	1:49.081	+17.150	10:41:17.955
11	1:43.419	+11.488	10:43:01.374

Lap	Lap Tm	Diff	Time of Day
(5) Scott Young			
1	1:41.516	+6.085	10:26:40.138
2	1:39.007	+3.576	10:28:19.145
3	1:36.514	+1.083	10:29:55.659
4	1:36.729	+1.298	10:31:32.388
5	1:36.852	+1.421	10:33:09.240
6	1:35.431		10:34:44.671
7	1:35.792	+0.361	10:36:20.463
8	1:40.086	+4.655	10:38:00.549
9	1:45.268	+9.837	10:39:45.817
10	1:46.956	+11.525	10:41:32.773

Lap	Lap Tm	Diff	Time of Day
(303) John Marks			
1	1:43.902	+9.102	10:26:46.116
2	1:40.224	+5.424	10:28:26.340
3	1:35.769	+0.969	10:30:02.109
4	1:35.098	+0.298	10:31:37.207
5	1:34.800		10:33:12.007
6	1:36.710	+1.910	10:34:48.717
7	1:36.223	+1.423	10:36:24.940
8	1:49.858	+15.058	10:38:14.798
9	1:54.957	+20.157	10:40:09.755
10	1:47.699	+12.899	10:41:57.454

Lap	Lap Tm	Diff	Time of Day
(46) Ross Mussina			
1	1:46.266	+10.850	10:26:45.180
2	1:39.461	+4.045	10:28:24.641
3	1:35.899	+0.483	10:30:00.540
4	1:35.529	+0.113	10:31:36.069
5	1:35.416		10:33:11.485
6	1:36.617	+1.201	10:34:48.102
7	1:36.410	+0.994	10:36:24.512
8	1:39.496	+4.080	10:38:04.008
9	1:44.339	+8.923	10:39:48.347
10	1:46.701	+11.285	10:41:35.048

Lap	Lap Tm	Diff	Time of Day
(51) George Wright			
1	1:42.745	+10.910	10:26:45.537
2	1:40.036	+8.201	10:28:25.573
3	1:35.684	+3.849	10:30:01.257
4	1:43.528	+11.693	10:31:44.785
5	1:33.178	+1.343	10:33:17.963
6	1:31.963	+0.128	10:34:49.926

President - Steve Coleman

Orbits

Chief Steward - David Hopkins

Safety Steward - Berkeley Merrill

Regulations Chief - Ricardo Price

www.mylaps.com

icensed to: Corinthian Vintage Auto Racing corp.

Printed: 3/16/2025 11:14:46 AM



19th Annual Mike Stephens Classic

Lapchart


Group 1

Hallett Motor Racing Circuit 1.800 miles

G1-Race 3

3/16/2025 10:00

Race (20:00 Time) started at 10:24:55



Competitors	Laps											
	0	1	2	3	4	5	6	7	8	9	10	11
Ricardo Price (74)	1	74	74	74	74	74	74	74	74	74	74	74
Stephen Seitz (10)	2	10	10	10	10	10	10	10	10	10	10	10
Keith Davidson (1)	3	1	1	1	1	1	1	1	1	1	1	1
Kenny Barnett (21)	4	21	21	21	21	21	04	3	3	3	3	3
Ray Baker Jr. (04)	5	04	04	04	04	04	3	04	04	04	04	04
Terry Kerr (3)	6	3	3	3	3	3	55	55	55	55	55	55
Scott Young (5)	7	5	5	5	5	5	5	5	5	5	5	5
Ross Mussina (46)	8	46	55	55	55	55	5	46	46	46	46	46
Steve Coleman (55)	9	55	46	46	46	46	303	303	303	51	51	
John Marks (303)	10	303	51	51	303	303	51	51	51	303	303	
George Wright (51)	11	51	303	303	303	51	51	2	2			
Philip Taxman (2)	12	2	2	2	2	2						
-	13											
-	14											
-	15											
-	16											

President - Steve Coleman

Orbits

Chief Steward - David Hopkins

Safety Steward - Berkeley Merrill

Regulations Chief - Ricardo Price

www.mylaps.com

icensed to: Corinthian Vintage Auto Racing corp.

Printed: 3/16/2025 11:14:54 AM