



19th Annual Mike Stephens Classic

Sorted on Laps


Group 2 & 7

Hallett Motor Racing Circuit 1.800 miles

G2/7-Race 3

3/16/2025 09:00

Race (20:00 Time) started at 9:31:13



Pos	No.	Name	Class	Vehicle-Year/Make/Model	Color	Laps	Total Tm	Best Tm	In Lap	Points	Group
1	71	Mike Bond	FP	1971 Mg Midget	Dark Blue	11	16:45.798	1:28.671	9	0	2
2	43	Burt Williams	CP	1970 Porsche 911	Blue	11	16:57.771	1:29.114	8	4	7
3	71*	Wes Wigginton	CP	1971 Porsche 911T	Green	11	17:13.997	1:31.968	9	4	7
4	10	David Lee	FP	1959 Austin Healey Sprite	White	11	17:15.145	1:31.914	8	4	2
5	26	Mike Coleman	FP	1972 Mg Midget	Black Tulip	11	18:07.095	1:33.503	8	4	2
6	25	Steve Coleman	FP	1972 Mg Midget	Black Tulip	11	18:07.547	1:32.743	8	4	2
7	98	Diego Iturbe	DP	1962 Austin Healey 3000	Black	11	18:11.473	1:36.300	4	4	7
8	31	Trevor Bond	EP	1965 Mg B	White	10	15:52.962	1:32.679	7	4	2
9	14	John Frymark	DP	1968 Triumph GT6	Yellow	10	16:52.159	1:37.656	3	4	7
10	16	David Tieh	DP	1972 Alfa Romeo Spider	Black	10	16:52.340	1:38.467	3	4	7
11	53	Marty Baker	EP	1981 Mgb GT	Gray/Red	9	17:04.824	1:49.737	7	4	2
12	31*	William Trimbur	DP	1982 Bmw 320i	Yellow	9	17:08.978	1:50.895	6	4	7
DNF	22	Rodger Grantham	CP	1972 Datsun 240Z	Green	4	12:45.772	1:31.682	3	2	7

Not classified

DNS	13	Bassam Alhaddad	CP	1971 Porsche 911	White				0	0	7
DNS	20	Gary Perser	CP	1965 Ginetta G4 1500	Red				0	0	7
DNS	27	R. Paul Evans	BS	1970 Datsun 510	Silver				0	0	7
DNS	76	James Melady	EP	1965 Mg B Roadster	Blue				0	0	2
DNS	24	Chris Duroy	FP	1970 Mg Midget	Dark Plum/G				0	0	2
DNS	73	Bobby Whitehead	FP	1973 Mg Midget	Blue				0	0	2
DNS	21	Thomas Webb	CP	1969 Lotus Elan	Black				0	0	7
DNS	89	Cory Miller	FP	1959 Austin Healey Sprite	Blue				0	0	2
DNS	67	Bob Kramer	DP	1962 Triumph TR4	Blue				0	0	7
DNS	47	Richard Fisher	FP	1959 Austin Healey Sprite	Blue				0	0	2
DNS	133	Stan Bell	FP	1973 Fiat 124 Spider	Yellow				0	0	2

Announcements

Race end early due to track safety; double yellow all

Margin of Victory	Avg. Speed	Best Lap Tm	Best Speed	Best Lap by
11.973	70.869	1:28.671	73.079	71 - Mike Bond

President - Steve Coleman

Orbits

Chief Steward - David Hopkins

Safety Steward - Berkeley Merrill

Regulations Chief - Ricardo Price

www.mylaps.com

Licensed to: Corinthian Vintage Auto Racing corp.

Printed: 3/16/2025 9:53:33 AM



19th Annual Mike Stephens Classic


Group 2 & 7

G2/7-Race 3

Race (20:00 Time) started at 9:31:13

Hallett Motor Racing Circuit 1.800 miles

3/16/2025 09:00



Lap	Lap Tm	Diff	Time of Day
(71) Mike Bond			
1	1:38.755	+10.084	9:32:52.503
2	1:32.950	+4.279	9:34:25.453
3	1:29.430	+0.759	9:35:54.883
4	1:29.194	+0.523	9:37:24.077
5	1:28.774	+0.103	9:38:52.851
6	1:30.548	+1.877	9:40:23.399
7	1:29.702	+1.031	9:41:53.101
8	1:29.445	+0.774	9:43:22.546
9	1:28.671		9:44:51.217
10	1:30.762	+2.091	9:46:21.979
11	1:37.328	+8.657	9:47:59.307

Lap	Lap Tm	Diff	Time of Day
(43) Burt Williams			
1	1:40.756	+11.642	9:32:55.606
2	1:32.502	+3.388	9:34:28.108
3	1:32.208	+3.094	9:36:00.316
4	1:30.524	+1.410	9:37:30.840
5	1:30.081	+0.967	9:39:00.921
6	1:32.397	+3.283	9:40:33.318
7	1:30.631	+1.517	9:42:03.949
8	1:29.114		9:43:33.063
9	1:29.679	+0.565	9:45:02.742
10	1:30.106	+0.992	9:46:32.848
11	1:38.432	+9.318	9:48:11.280

Lap	Lap Tm	Diff	Time of Day
(71*) Wes Wigginton			
1	1:37.037	+5.069	9:32:50.546
2	1:36.611	+4.643	9:34:27.157
3	1:35.973	+4.005	9:36:03.130
4	1:33.846	+1.878	9:37:36.976
5	1:32.830	+0.862	9:39:09.806
6	1:33.319	+1.351	9:40:43.125
7	1:32.191	+0.223	9:42:15.316
8	1:32.025	+0.057	9:43:47.341
9	1:31.968		9:45:19.309
10	1:32.574	+0.606	9:46:51.883
11	1:35.623	+3.655	9:48:27.506

Lap	Lap Tm	Diff	Time of Day
(10) David Lee			
1	1:38.662	+6.748	9:32:52.258
2	1:35.901	+3.987	9:34:28.159
3	1:35.846	+3.932	9:36:04.005
4	1:33.555	+1.641	9:37:37.560
5	1:33.066	+1.152	9:39:10.626
6	1:33.008	+1.094	9:40:43.634
7	1:32.955	+1.041	9:42:16.589
8	1:31.914		9:43:48.503
9	1:32.050	+0.136	9:45:20.553
10	1:32.419	+0.505	9:46:52.972
11	1:35.682	+3.768	9:48:28.654

Lap	Lap Tm	Diff	Time of Day
(26) Mike Coleman			
1	1:47.354	+13.851	9:33:01.790
2	1:37.176	+3.673	9:34:38.966
3	1:36.478	+2.975	9:36:15.444
4	1:35.764	+2.261	9:37:51.208
5	1:34.289	+0.786	9:39:25.497
6	1:33.897	+0.394	9:40:59.394
7	1:33.832	+0.329	9:42:33.226

Lap	Lap Tm	Diff	Time of Day
8	1:33.503		9:44:06.729
9	1:34.313	+0.810	9:45:41.042
10	1:35.362	+1.859	9:47:16.404
11	2:04.200	+30.697	9:49:20.604

Lap	Lap Tm	Diff	Time of Day
(25) Steve Coleman			
1	1:46.702	+13.959	9:33:00.731
2	1:37.252	+4.509	9:34:37.983
3	1:36.432	+3.689	9:36:14.415
4	1:36.868	+4.125	9:37:51.283
5	1:35.040	+2.297	9:39:26.323
6	1:33.632	+0.889	9:40:59.955
7	1:34.358	+1.615	9:42:34.313
8	1:32.743		9:44:07.056
9	1:34.213	+1.470	9:45:41.269
10	1:35.433	+2.690	9:47:16.702
11	2:04.354	+31.611	9:49:21.056

Lap	Lap Tm	Diff	Time of Day
(98) Diego Iturbe			
1	1:48.176	+11.876	9:33:03.148
2	1:38.806	+2.506	9:34:41.954
3	1:36.883	+0.583	9:36:18.837
4	1:36.300		9:37:55.137
5	1:36.819	+0.519	9:39:31.956
6	1:36.942	+0.642	9:41:08.898
7	1:37.239	+0.939	9:42:46.137
8	1:39.990	+3.690	9:44:26.127
9	1:37.978	+1.678	9:46:04.105
10	1:40.994	+4.694	9:47:45.099
11	1:39.883	+3.583	9:49:24.982

Lap	Lap Tm	Diff	Time of Day
(31) Trevor Bond			
1	1:43.222	+10.543	9:32:57.586
2	1:33.570	+0.891	9:34:31.156
3	1:33.114	+0.435	9:36:04.270
4	1:33.785	+1.106	9:37:38.055
5	1:33.233	+0.554	9:39:11.288
6	1:33.104	+0.425	9:40:44.392
7	1:32.679		9:42:17.071
8	1:36.956	+4.277	9:43:54.027
9	1:36.098	+3.419	9:45:30.125
10	1:36.346	+3.667	9:47:06.471

Lap	Lap Tm	Diff	Time of Day
(14) John Frymark			
1	1:48.615	+10.959	9:33:03.901
2	1:38.979	+1.323	9:34:42.880
3	1:37.656		9:36:20.536
4	1:39.199	+1.543	9:37:59.735
5	1:39.700	+2.044	9:39:39.435
6	1:38.843	+1.187	9:41:18.278
7	1:39.521	+1.865	9:42:57.799
8	1:39.346	+1.690	9:44:37.145
9	1:41.833	+4.177	9:46:18.978
10	1:46.690	+9.034	9:48:05.668

Lap	Lap Tm	Diff	Time of Day
(16) David Tieh			
1	1:45.480	+7.013	9:33:04.691
2	1:41.596	+3.129	9:34:46.287
3	1:38.467		9:36:24.754
4	1:39.247	+0.780	9:38:04.001
5	1:39.378	+0.911	9:39:43.379

Lap	Lap Tm	Diff	Time of Day
6	1:39.822	+1.355	9:41:23.201
7	1:39.423	+0.956	9:43:02.624
8	1:41.647	+3.180	9:44:44.271
9	1:39.175	+0.708	9:46:23.446
10	1:42.403	+3.936	9:48:05.849

Lap	Lap Tm	Diff	Time of Day
(53) Marty Baker			
1	1:56.087	+6.350	9:33:15.188
2	1:52.493	+2.756	9:35:07.681
3	1:51.779	+2.042	9:36:59.460
4	1:51.411	+1.674	9:38:50.871
5	1:52.859	+3.122	9:40:43.730
6	1:52.720	+2.983	9:42:36.450
7	1:49.737		9:44:26.187
8	1:53.024	+3.287	9:46:19.211
9	1:59.122	+9.385	9:48:18.333

Lap	Lap Tm	Diff	Time of Day
(31*) William Trimbur			
1	1:56.209	+5.314	9:33:16.378
2	1:52.392	+1.497	9:35:08.770
3	1:51.685	+0.790	9:37:00.455
4	1:51.431	+0.536	9:38:51.886
5	1:56.439	+5.544	9:40:48.325
6	1:50.895		9:42:39.220
7	1:51.742	+0.847	9:44:30.962
8	1:56.208	+5.313	9:46:27.170
9	1:55.317	+4.422	9:48:22.487

Lap	Lap Tm	Diff	Time of Day
(22) Rodger Grantham			
1	1:35.474	+3.792	9:32:55.121
2	1:32.268	+0.586	9:34:27.389
3	1:31.682		9:35:59.071
p4	8:00.210	+6:28.528	9:43:59.281

President - Steve Coleman

Chief Steward - David Hopkins

Safety Steward - Berkeley Merrill

Regulations Chief - Ricardo Price

Printed: 3/16/2025 9:53:43 AM

Orbits

www.mylaps.com

icensed to: Corinthian Vintage Auto Racing corp.



19th Annual Mike Stephens Classic

Lapchart


Group 2 & 7

Hallett Motor Racing Circuit 1.800 miles

G2/7-Race 3

3/16/2025 09:00

Race (20:00 Time) started at 9:31:13



Competitors	Laps											
	0	1	2	3	4	5	6	7	8	9	10	11
Wes Wigginton (71*)	1	71*	71*	71	71	71	71	71	71	71	71	71
David Lee (10)	2	10	10	71*	22	43	43	43	43	43	43	43
Mike Bond (71)	3	71	71	22	43	71*	71*	71*	71*	71*	71*	71*
Steve Coleman (25)	4	25	22	43	71*	10	10	10	10	10	10	10
Trevor Bond (31)	5	31	43	10	10	31	31	31	31	31	31	26
Mike Coleman (26)	6	26	31	31	31	26	26	26	26	26	26	25
Burt Williams (43)	7	43	25	25	25	25	25	25	25	25	25	98
Diego Iturbe (98)	8	98	26	26	26	98	98	98	98	98	98	98
John Frymark (14)	9	14	98	98	98	14	14	14	14	14	14	14
Marty Baker (53)	10	53	14	14	14	16	16	16	16	16	16	16
David Tieh (16)	11	16	16	16	16	53	53	53	53	53	53	
Rodger Grantham (22)	12	22	53	53	53	31*	31*	31*	31*	31*	31*	
William Trimbur (31*)	13	31*	31*	31*	31*	22						
-	14											
-	15											
-	16											
-	17											
-	18											
-	19											
-	20											
-	21											
-	22											
-	23											
-	24											

President - Steve Coleman

Orbits

Chief Steward - David Hopkins

Safety Steward - Berkeley Merrill

Regulations Chief - Ricardo Price

www.mylaps.com

icensed to: Corinthian Vintage Auto Racing corp.

Printed: 3/16/2025 9:53:49 AM