



19th Annual Mike Stephens Classic

Sorted on Laps

Group 6

Hallett Motor Racing Circuit 1.800 miles

G6-Race 3

3/16/2025 10:30

Race (20:00 Time) started at 10:53:07

Pos	No.	Name	Class	Vehicle-Year/Make/Model	Color	Laps	Total Tm	Best Tm	In Lap	Points	Group
1	124	Nathan Thompson	BSR	1964 Lotus 23B	Blue	15	20:31.260	1:20.862	2	4	6
2	29	Patrick Flynn	FF2	1981 Van Diemen Formula Ford	Blue	15	21:10.780	1:23.618	4	4	6
3	4	Mac Wolff	FF2	1981 Crossle Formula Ford 35F	Black	15	21:19.013	1:23.366	7	4	6
4	80	Ted Smith	FF3	1982 Van Diemen RF82 Formula F	Red	15	21:22.769	1:23.819	5	4	6
5	66	Tim Blakeley	FF2	1976 Crossle 32	White	15	21:36.651	1:24.774	5	0	6
6	777	Caleb Hamm	FF2	1972 Crossle 25f	Red/Yellow	14	20:51.063	1:26.457	13	4	6
7	73	Jeffrey Garrett	FF2	1978 Crossle 32F	Red	14	20:51.644	1:26.933	6	4	6
8	112	Ty Coffey	FF2	1984 Ford CROSSLE 25F	Red/Yellow	14	21:21.278	1:26.316	14	3	6
9	122	Jake Kimbrough	S2000	1994 Toyota World Sports Racer	Red	14	21:21.525	1:29.188	13	4	6
10	3	Maurice Griffin	FF1	1972 Merlyn Mk20A	Blue/Red	14	21:29.394	1:29.745	9	4	6
11	4*	Robert (Bob) Maurer	FA	1974 Lola T 322 FSV	Yellow	13	21:18.478	1:34.911	4	0	6
12	61	John Mihalich	FF1	1969 Lotus Type 61	White	12	18:27.450	1:29.677	10	4	6
13	31	William Trimbur	FF2000	1988 Van Diemen Formula Contine	Red	12	18:32.664	1:28.838	10	4	6
14	111	Andrea Samudio	FF2	1973 Crossle 35f	Red/Yellow	12	20:51.687	1:41.759	7	2	6
15	81	Robert Pink	FF2000	1995 Van Diemen Formula Contine	Red	11	16:28.704	1:26.356	7	4	6
16	50	John Taphorn	FF2000	1988 Reynard FC	Red/Blue	8	11:16.643	1:22.504	8	4	6
17	02*	Jeff Neathery	FF1	1969 Winkelmann WDF-1	Red/Black	8	13:08.795	1:33.925	4	4	6
DNF	25	Willis Murphey	FF3	1985 Swift DB-1	White/Orang	6	12:59.771	1:38.984	1	3	6
DNF	72	Gerry Tussing	FF1	1972 Titan MK6	Silver/Black	1	1:50.765	1:44.401	1	0	6
Not classified											
DNS	02	Harry (Doc) Bundy	BSR	1962 Lotus 23C	Blue				0	0	6
DNS	88	Tom Dalrymple	FF2	1981 Vandiemmen RF81	Yellow				0	0	6

Announcements

#66 White - Transponder signal weak

Margin of Victory	Avg. Speed	Best Lap Tm	Best Speed	Best Lap by
39.520	78.944	1:20.862	80.137	124 - Nathan Thompson

President - Steve Coleman

Orbits

Chief Steward - David Hopkins

Safety Steward - Berkeley Merrill

Regulations Chief - Ricardo Price

www.mylaps.com

Licensed to: Corinthian Vintage Auto Racing corp.

Printed: 3/16/2025 11:50:15 AM



19th Annual Mike Stephens Classic


Group 6

Hallett Motor Racing Circuit 1.800 miles

G6-Race 3

3/16/2025 10:30

Race (20:00 Time) started at 10:53:07



Lap	Lap Tm	Diff	Time of Day
(124) Nathan Thompson			
1	1:24.707	+3.845	10:54:31.898
2	1:20.862		10:55:52.760
3	1:21.809	+0.947	10:57:14.569
4	1:21.024	+0.162	10:58:35.593
5	1:21.230	+0.368	10:59:56.823
6	1:21.804	+0.942	11:01:18.627
7	1:21.022	+0.160	11:02:39.649
8	1:21.062	+0.200	11:04:00.711
9	1:21.647	+0.785	11:05:22.358
10	1:22.123	+1.261	11:06:44.481
11	1:21.874	+1.012	11:08:06.355
12	1:21.661	+0.799	11:09:28.016
13	1:23.709	+2.847	11:10:51.725
14	1:21.356	+0.494	11:12:13.081
15	1:25.370	+4.508	11:13:38.451
(29) Patrick Flynn			
1	1:25.932	+2.314	10:54:33.649
2	1:24.749	+1.131	10:55:58.398
3	1:25.160	+1.542	10:57:23.558
4	1:23.618		10:58:47.176
5	1:23.924	+0.306	11:00:11.100
6	1:23.955	+0.337	11:01:35.055
7	1:24.725	+1.107	11:02:59.780
8	1:24.195	+0.577	11:04:23.975
9	1:26.503	+2.885	11:05:50.478
10	1:24.385	+0.767	11:07:14.863
11	1:24.257	+0.639	11:08:39.120
12	1:24.188	+0.570	11:10:03.308
13	1:25.536	+1.918	11:11:28.844
14	1:23.808	+0.190	11:12:52.652
15	1:25.319	+1.701	11:14:17.971
(4) Mac Wolff			
1	1:30.725	+7.359	10:54:38.365
2	1:26.052	+2.686	10:56:04.417
3	1:24.870	+1.504	10:57:29.287
4	1:24.570	+1.204	10:58:53.857
5	1:23.827	+0.461	11:00:17.684
6	1:24.410	+1.044	11:01:42.094
7	1:23.366		11:03:05.460
8	1:24.750	+1.384	11:04:30.210
9	1:26.013	+2.647	11:05:56.223
10	1:24.326	+0.960	11:07:20.549
11	1:25.451	+2.085	11:08:46.000
12	1:24.899	+1.533	11:10:10.899
13	1:25.269	+1.903	11:11:36.168
14	1:25.212	+1.846	11:13:01.380
15	1:24.824	+1.458	11:14:26.204
(80) Ted Smith			
1	1:30.582	+6.763	10:54:38.736
2	1:26.021	+2.202	10:56:04.757
3	1:25.834	+2.015	10:57:30.591
4	1:24.959	+1.140	10:58:55.550
5	1:23.819		11:00:19.369
6	1:23.949	+0.130	11:01:43.318
7	1:24.399	+0.580	11:03:07.717
8	1:24.433	+0.614	11:04:32.150

Lap	Lap Tm	Diff	Time of Day
9	1:27.879	+4.060	11:06:00.029
10	1:25.385	+1.566	11:07:25.414
11	1:24.883	+1.064	11:08:50.297
12	1:24.049	+0.230	11:10:14.346
13	1:25.551	+1.732	11:11:39.897
14	1:24.591	+0.772	11:13:04.488
15	1:25.472	+1.653	11:14:29.960
(66) Tim Blakeley			
1	1:30.826	+6.052	10:54:39.199
2	1:26.218	+1.444	10:56:05.417
3	1:26.612	+1.838	10:57:32.029
4	1:24.809	+0.035	10:58:56.838
5	1:24.774		11:00:21.612
6	1:25.796	+1.022	11:01:47.408
7	2:53.460	+1:28.686	11:04:40.868
8	1:25.860	+1.086	11:06:06.728
9	1:25.003	+0.229	11:07:31.731
10	1:25.256	+0.482	11:08:56.987
11	1:26.809	+2.035	11:10:23.796
12	1:26.022	+1.248	11:11:49.818
13	1:28.229	+3.455	11:13:18.047
(777) Caleb Hamm			
1	1:35.442	+8.985	10:54:46.070
2	1:30.300	+3.843	10:56:16.370
3	1:32.203	+5.746	10:57:48.573
4	1:28.392	+1.935	10:59:16.965
5	1:29.446	+2.989	11:00:46.411
6	1:28.707	+2.250	11:02:15.118
7	1:27.460	+1.003	11:03:42.578
8	1:28.990	+2.533	11:05:11.568
9	1:26.785	+0.328	11:06:38.353
10	1:28.392	+1.935	11:08:06.745
11	1:29.542	+3.085	11:09:36.287
12	1:28.499	+2.042	11:11:04.786
13	1:26.457		11:12:31.243
14	1:27.011	+0.554	11:13:58.254
(73) Jeffrey Garrett			
1	1:31.996	+5.063	10:54:40.152
2	1:27.320	+0.387	10:56:07.472
3	1:27.387	+0.454	10:57:34.859
4	1:28.827	+1.894	10:59:03.686
5	1:28.078	+1.145	11:00:31.764
6	1:26.933		11:01:58.697
7	1:29.031	+2.098	11:03:27.728
8	1:27.461	+0.528	11:04:55.189
9	1:28.557	+1.624	11:06:23.746
10	1:30.184	+3.251	11:07:53.930
11	1:30.291	+3.358	11:09:24.221
12	1:30.697	+3.764	11:10:54.918
13	1:28.257	+1.324	11:12:23.175
14	1:35.660	+8.727	11:13:58.835
(112) Ty Coffey			
1	1:38.484	+12.168	10:54:52.576
2	1:32.503	+6.187	10:56:25.079
3	1:30.155	+3.839	10:57:55.234
4	1:31.467	+5.151	10:59:26.701
5	1:30.079	+3.763	11:00:56.780

Lap	Lap Tm	Diff	Time of Day
6	1:27.831	+1.515	11:02:24.611
7	1:28.841	+2.525	11:03:53.452
8	1:30.300	+3.984	11:05:23.752
9	1:29.995	+3.679	11:06:53.747
10	1:30.497	+4.181	11:08:24.244
11	1:34.521	+8.205	11:09:58.765
12	1:32.780	+6.464	11:11:31.545
13	1:30.608	+4.292	11:13:02.153
14	1:26.316		11:14:28.469
(122) Jake Kimbrough			
1	1:34.589	+5.401	10:54:43.110
2	1:31.303	+2.115	10:56:14.413
3	1:35.784	+6.596	10:57:50.197
4	1:30.274	+1.086	10:59:20.471
5	1:32.039	+2.851	11:00:52.510
6	1:31.383	+2.195	11:02:23.893
7	1:30.093	+0.905	11:03:53.986
8	1:31.498	+2.310	11:05:25.484
9	1:30.408	+1.220	11:06:55.892
10	1:29.401	+0.213	11:08:25.293
11	1:32.308	+3.120	11:09:57.601
12	1:32.231	+3.043	11:11:29.832
13	1:29.188		11:12:59.020
14	1:29.696	+0.508	11:14:28.716
(3) Maurice Griffin			
1	1:37.584	+7.839	10:54:46.749
2	1:32.484	+2.739	10:56:19.233
3	1:31.736	+1.991	10:57:50.969
4	1:31.288	+1.543	10:59:22.257
5	1:34.998	+5.253	11:00:57.255
6	1:31.610	+1.865	11:02:28.865
7	1:30.930	+1.185	11:03:59.795
8	1:31.324	+1.579	11:05:31.119
9	1:29.745		11:07:00.864
10	1:30.955	+1.210	11:08:31.819
11	1:31.218	+1.473	11:10:03.037
12	1:30.052	+0.307	11:11:33.089
13	1:32.560	+2.815	11:13:05.649
14	1:30.936	+1.191	11:14:36.585
(4*) Robert (Bob) Maurer			
1	1:43.239	+8.328	10:54:58.485
2	1:39.133	+4.222	10:56:37.618
3	1:37.404	+2.493	10:58:15.022
4	1:34.911		10:59:49.933
5	1:38.619	+3.708	11:01:28.552
6	1:40.112	+5.201	11:03:08.664
7	1:37.629	+2.718	11:04:46.293
8	1:36.389	+1.478	11:06:22.682
9	1:36.468	+1.557	11:07:59.150
10	1:36.558	+1.647	11:09:35.708
11	1:37.809	+2.898	11:11:13.517
12	1:35.153	+0.242	11:12:48.670
13	1:36.999	+2.088	11:14:25.669
(61) John Mihalich			
1	1:36.788	+7.111	10:54:45.393
2	1:33.282	+3.605	10:56:18.675
3	1:34.282	+4.605	10:57:52.957

President - Steve Coleman Orbits

Chief Steward - David Hopkins

Safety Steward - Berkeley Merrill

Regulations Chief - Ricardo Price

www.mylaps.com

icensed to: Corinthian Vintage Auto Racing corp.

Printed: 3/16/2025 11:51:44 AM



19th Annual Mike Stephens Classic


Group 6

Hallett Motor Racing Circuit 1.800 miles

G6-Race 3

3/16/2025 10:30

Race (20:00 Time) started at 10:53:07



Lap	Lap Tm	Diff	Time of Day
4	1:33.364	+3.687	10:59:26.321
5	1:32.594	+2.917	11:00:58.915
6	1:32.815	+3.138	11:02:31.730
7	1:31.002	+1.325	11:04:02.732
8	1:29.741	+0.064	11:05:32.473
9	1:31.837	+2.160	11:07:04.310
10	1:29.677		11:08:33.987
11	1:30.751	+1.074	11:10:04.738
12	1:29.903	+0.226	11:11:34.641
<hr/>			
(31) William Timbur			
1	1:44.184	+15.346	10:54:53.788
2	1:34.082	+5.244	10:56:27.870
3	1:31.277	+2.439	10:57:59.147
4	1:33.003	+4.165	10:59:32.150
5	1:29.260	+0.422	11:01:01.410
6	1:33.692	+4.854	11:02:35.102
7	1:29.810	+0.972	11:04:04.912
8	1:31.192	+2.354	11:05:36.104
9	1:30.022	+1.184	11:07:06.126
10	1:28.838		11:08:34.964
11	1:31.323	+2.485	11:10:06.287
12	1:33.568	+4.730	11:11:39.855
<hr/>			
(111) Andrea Samudio			
1	1:45.929	+4.170	10:55:00.743
2	1:43.693	+1.934	10:56:44.436
3	1:43.098	+1.339	10:58:27.534
4	1:43.748	+1.989	11:00:11.282
5	1:43.844	+2.085	11:01:55.126
6	1:44.441	+2.682	11:03:39.567
7	1:41.759		11:05:21.326
8	1:44.613	+2.854	11:07:05.939
9	1:42.214	+0.455	11:08:48.153
10	1:42.680	+0.921	11:10:30.833
11	1:43.661	+1.902	11:12:14.494
12	1:44.384	+2.625	11:13:58.878
<hr/>			
(81) Robert Pink			
1	1:34.818	+8.462	10:54:44.758
2	1:29.649	+3.293	10:56:14.407
3	1:34.510	+8.154	10:57:48.917
4	1:28.756	+2.400	10:59:17.673
5	1:28.825	+2.469	11:00:46.498
6	1:27.469	+1.113	11:02:13.967
7	1:26.356		11:03:40.323
8	1:28.667	+2.311	11:05:08.990
9	1:27.922	+1.566	11:06:36.912
10	1:27.707	+1.351	11:08:04.619
11	1:31.276	+4.920	11:09:35.895
<hr/>			
(50) John Taphom			
1	1:30.668	+8.164	10:54:37.961
2	1:25.686	+3.182	10:56:03.647
3	1:25.075	+2.571	10:57:28.722
4	1:23.625	+1.121	10:58:52.347
5	1:23.017	+0.513	11:00:15.364
6	1:23.003	+0.499	11:01:38.367
7	1:22.963	+0.459	11:03:01.330
8	1:22.504		11:04:23.834

Lap	Lap Tm	Diff	Time of Day
(02*) Jeff Neathery			
1	1:41.668	+7.743	10:54:54.408
2	1:37.901	+3.976	10:56:32.309
3	1:35.461	+1.536	10:58:07.770
4	1:33.925		10:59:41.695
5	1:36.110	+2.185	11:01:17.805
6	1:36.084	+2.159	11:02:53.889
7	1:39.650	+5.725	11:04:33.539
8	1:42.447	+8.522	11:06:15.986
<hr/>			
(25) Willis Murphey			
1	1:38.984		10:54:48.715
p2	4:19.811	+2:40.827	10:59:08.526
3	1:48.408	+9.424	11:00:56.934
4	1:42.185	+3.201	11:02:39.119
5	1:42.141	+3.157	11:04:21.260
6	1:45.702	+6.718	11:06:06.962
<hr/>			
(72) Gerry Tussing			
1	1:44.401		10:54:57.956

Lap	Lap Tm	Diff	Time of Day
-----	--------	------	-------------

President - Steve Coleman Orbits

Chief Steward - David Hopkins

Safety Steward - Berkeley Merrill

Regulations Chief - Ricardo Price

Printed: 3/16/2025 11:51:44 AM

www.mylaps.com

icensed to: Corinthian Vintage Auto Racing corp.



19th Annual Mike Stephens Classic

Lapchart


Group 6

Hallett Motor Racing Circuit 1.800 miles

G6-Race 3

3/16/2025 10:30

Race (20:00 Time) started at 10:53:07



Competitors	Laps	Laps															
		0	1	2	3	4	5	6	7	8	9	10	11	12	13	14	15
Nathan Thompson (124)	1	124	124	124	124	124	124	124	124	124	124	124	124	124	124	124	124
John Taphorn (50)	2	50	29	29	29	29	29	29	29	50	29	29	29	29	29	29	29
Mac Wolff (4)	3	4	50	50	50	50	50	50	50	29	4	4	4	4	4	4	4
Patrick Flynn (29)	4	29	4	4	4	4	4	4	4	4	80	80	80	80	80	80	80
Ted Smith (80)	5	80	80	80	80	80	80	80	80	73	73	73	73	73	73	777	777
Jeffrey Garrett (73)	6	73	66	66	66	66	66	66	73	73	81	81	81	81	777	777	73
Tim Blakeley (66)	7	66	73	73	73	73	73	73	81	81	777	777	777	122	122	122	112
Jake Kimbrough (122)	8	122	122	81	777	777	777	81	777	777	112	112	122	112	112	122	122
John Mihalich (61)	9	61	81	122	81	81	81	777	112	112	122	122	112	3	3	3	3
Maurice Griffin (3)	10	3	61	777	122	122	122	122	122	3	3	3	3	61	66	66	66
William Trimbur (31)	11	31	777	61	3	3	112	112	3	3	61	61	61	31	4*	4*	4*
Willis Murphey (25)	12	25	3	3	61	61	3	3	61	61	31	31	31	66	66	66	66
Robert Pink (81)	13	81	25	112	112	112	61	61	31	31	66	66	66	4*	4*	4*	4*
Caleb Hamm (777)	14	777	112	31	31	31	31	31	02*	66	4*	4*	4*	111	111	111	111
Jeff Neathery (02*)	15	02*	31	02*	02*	02*	02*	02*	66	02*	111	111	111	111	111	111	111
Gerry Tussing (72)	16	72	02*	4*	4*	4*	4*	4*	4*	4*	4*	4*	4*	4*	4*	4*	4*
Ty Coffey (112)	17	112	72	111	111	111	111	111	111	111	111	111	111	111	111	111	111
Andrea Samudio (111)	18	111	4*	25	25	25	25	25	25	25	25	25	25	25	25	25	25
Robert (Bob) Maurer (4*)	19	4*	111	111	111	111	111	111	111	111	111	111	111	111	111	111	111
-	20																
-	21																

President - Steve Coleman

Orbits

Chief Steward - David Hopkins

Safety Steward - Berkeley Merrill

Regulations Chief - Ricardo Price

www.mylaps.com

icensed to: Corinthian Vintage Auto Racing corp.

Printed: 3/16/2025 11:51:54 AM