



Thunder on the Cimarron XXIII

Sorted on Laps

Group 2

Hallett Motor Racing Circuit 1.800 miles

G2 - CanAM Mini Feature Challenge

10/6/2024 12:00

Race (20:00 or 14 Laps) started at 11:53:39

Pos	No.	Name	Class	Vehicle-Year / Make / M	Color	Laps	Diff	Total Tm	Best Tm	Group	Points
1	881	Greg Wold	CS	1964 Morris Cooper S	white	14		21:08.562	1:28.994	2	0
2	36	Daniel Wold	CS	1964 Morris Cooper S	White	14	4.142	21:12.704	1:28.960	2	0
3	11	Doug Peterson	CS	1965 Fortech Mini	Yellow/Purple	14	37.240	21:45.802	1:31.885	2	0
4	52	Andrew Nelson	CS	1963 Austin Cooper S	Blue	14	56.735	22:05.297	1:29.236	2	0
5	16	Paul Bastyr	CS	1962 Austin Cooper-S	Red	14	1:14.663	22:23.225	1:34.332	2	0
6	48	Louis Gladfelter	CS	1962 Mini Mini Cooper !	Red	13	1 Lap	21:43.543	1:38.490	2	0
7	87	Trevor Bond	CS	1962 Morris Mini	Black	13	1 Lap	22:06.870	1:39.927	2	0
8	84	Kelly Wittenauer	CS	1968 Unipower GT	Yellow	13	1 Lap	22:29.285	1:41.743	2	0
9	137	John Wittenauer	CS	1964 Morris Cooper S	Blue	13	1 Lap	22:31.035	1:41.553	2	0
10	37	Joanne Lemmons	CS	1963 Morris Mini	Green	13	1 Lap	22:34.919	1:41.821	2	0
11	57	Jeffrey Moore	CS	1966 Austin Mini Coope	White	12	2 Laps	22:42.503	1:51.240	2	0

Not classified

DNF	75*	Cole Davis	CS	1969 Austin America	Blue/Black		DNF	1.700		2	0
DNS	23	Dave Williams	FP	1959 Austin Healey Spr	Silver		DNS			2	0
DNS	60	Stefan Schluter	EP	1972 Porsche 914-4	Tangerine		DNS			2	0
DNS	26	Mike Coleman	FP	1972 MG Midget	Black Tulip		DNS			2	0
DNS	71	Mike Bond	FP	1971 MG Midget	Blue		DNS			2	0
DNS	18	Paul Martin	EP	MG Mgb	Green		DNS			2	0
DNS	25	Steven Coleman	FP	1972 MG Midget	Black Tulip		DNS			2	0
DNS	10	David Lee	FP	1959 Austin Healey Spr	White		DNS			2	0
DNS	188	Thomas Searls	FP	1967 Datsun 1600	Whiteredgreen		DNS			2	0
DNS	6	Mike Jones	EP	1965 MG B	Green		DNS			2	0
DNS	53	Marty Baker	EP	1971 MG MGB-GT	Light gray/red		DNS			2	0
DNS	24	Chris Duroy	FP	1972 MG Midget	Plum		DNS			2	0
DNS	37	Joanne Lemmons	CS	1963 Morris Mini	Green		DNS			2	0
DNS	28	Colby Lemmons	CS	1966 Austin Mini Coope	Blue		DNS			2	0
DNS	21*	Gary Grantham	EP	1965 MG B	Blue		DNS			2	0
DNS	15	Cole Liggett	CS	1959 Morris Mini	Blue/White		DNS			2	0
DNS	133	Stan Bell	FP	1972 Fiat spider	yellow		DNS			2	0
DNS	93	Richard Varner	EP	1964 MG MGB	Red		DNS			2	0
DNS	658	Louis Gladfelter	CS	1962 Mini Mini Cooper !	Lt Green		DNS			2	0
DNS	73	Bobby Whitehead	FP	1973 MG Midget	Blue		DNS			2	0

Margin of Victory	Avg. Speed	Best Lap Tm	Best Speed	Best Lap by
4.142	71.514	1:28.960	72.842	36 - Daniel Wold

President - Danny Piott

Orbits

Safety Steward - Berkeley Merrill

Regulations Chief - Steve Coleman

www.mylaps.com

Licensed to: Corinthian Vintage Auto Racing



Thunder on the Cimarron XXIII

Sorted on Laps


Group 2

Hallett Motor Racing Circuit 1.800 miles

G2 - CanAM Mini Feature Challenge

10/6/2024 12:00

Race (20:00 or 14 Laps) started at 11:53:39



Pos	No.	Name	Class	Vehicle-Year / Make / M	Color	Laps	Diff	Total Tm	Best Tm	Group	Points
DNS	21	Rodger Grantham	EP	1965 MG B	Blue		DNS			2	0
DNS	75	Scott Davis	CS	1969 Austin America	Blue/Black		DNS			2	0

Margin of Victory	Avg. Speed	Best Lap Tm	Best Speed	Best Lap by
4.142	71.514	1:28.960	72.842	36 - Daniel Wold

President - Danny Piott

Orbits

Safety Steward - Berkeley Merrill

Regulations Chief - Steve Coleman

www.mylaps.com

Licensed to: Corinthian Vintage Auto Racing

Thunder on the Cimarron XXIII


Group 2

Hallett Motor Racing Circuit 1.800 miles

G2 - CanAM Mini Feature Challenge

10/6/2024 12:00

Race (20:00 or 14 Laps) started at 11:53:39



Lap	Lap Tm	Diff	Time of Day
(881) Greg Wold			
1	1:30.669	+1.675	11:55:10.424
2	1:29.125	+0.131	11:56:39.549
3	1:28.994		11:58:08.543
4	1:30.091	+1.097	11:59:38.634
5	1:30.430	+1.436	12:01:09.064
6	1:30.400	+1.406	12:02:39.464
7	1:30.605	+1.611	12:04:10.069
8	1:31.055	+2.061	12:05:41.124
9	1:30.695	+1.701	12:07:11.819
10	1:31.218	+2.224	12:08:43.037
11	1:30.701	+1.707	12:10:13.738
12	1:30.535	+1.541	12:11:44.273
13	1:31.274	+2.280	12:13:15.547
14	1:32.770	+3.776	12:14:48.317

(36) Daniel Wold			
1	1:31.948	+2.988	11:55:12.036
2	1:30.011	+1.051	11:56:42.047
3	1:28.960		11:58:11.007
4	1:29.802	+0.842	11:59:40.809
5	1:30.611	+1.651	12:01:11.420
6	1:30.535	+1.575	12:02:41.955
7	1:30.718	+1.758	12:04:12.673
8	1:31.333	+2.373	12:05:44.006
9	1:32.727	+3.767	12:07:16.733
10	1:32.252	+3.292	12:08:48.985
11	1:30.867	+1.907	12:10:19.852
12	1:30.091	+1.131	12:11:49.943
13	1:30.788	+1.828	12:13:20.731
14	1:31.728	+2.768	12:14:52.459

(11) Doug Peterson			
1	1:36.486	+4.601	11:55:18.035
2	1:31.885		11:56:49.920
3	1:32.932	+1.047	11:58:22.852
4	1:32.848	+0.963	11:59:55.700
5	1:32.184	+0.299	12:01:27.884
6	1:33.535	+1.650	12:03:01.419
7	1:33.079	+1.194	12:04:34.498
8	1:32.697	+0.812	12:06:07.195
9	1:33.148	+1.263	12:07:40.343
10	1:34.644	+2.759	12:09:14.987
11	1:32.329	+0.444	12:10:47.316
12	1:32.899	+1.014	12:12:20.215
13	1:32.824	+0.939	12:13:53.039
14	1:32.518	+0.633	12:15:25.557

(52) Andrew Nelson			
1	1:31.282	+2.046	11:55:11.131
2	1:29.896	+0.660	11:56:41.027
3	1:29.236		11:58:10.263
4	1:40.024	+10.788	11:59:50.287
p5	2:08.805	+39.569	12:01:59.092
6	1:34.427	+5.191	12:03:33.519
7	1:31.093	+1.857	12:05:04.612
8	1:31.869	+2.633	12:06:36.481
9	1:30.306	+1.070	12:08:06.787
10	1:30.619	+1.383	12:09:37.406
11	1:31.001	+1.765	12:11:08.407

12	1:33.604	+4.368	12:12:42.011
13	1:31.602	+2.366	12:14:13.613
14	1:31.439	+2.203	12:15:45.052
(16) Paul Bastyr			
1	1:34.865	+0.533	11:55:15.566
2	1:35.181	+0.849	11:56:50.747
3	1:34.332		11:58:25.079
4	1:37.225	+2.893	12:00:02.304
5	1:35.979	+1.647	12:01:38.283
6	1:35.004	+0.672	12:03:13.287
7	1:35.485	+1.153	12:04:48.772
8	1:39.189	+4.857	12:06:27.961
9	1:37.967	+3.635	12:08:05.928
10	1:36.089	+1.757	12:09:42.017
11	1:34.827	+0.495	12:11:16.844
12	1:35.228	+0.896	12:12:52.072
13	1:35.773	+1.441	12:14:27.845
14	1:35.135	+0.803	12:16:02.980

(48) Louis Gladfelter			
1	1:39.407	+0.917	11:55:20.049
2	1:38.490		11:56:58.539
3	1:39.778	+1.288	11:58:38.317
4	1:40.321	+1.831	12:00:18.638
5	1:40.207	+1.717	12:01:58.845
6	1:39.476	+0.986	12:03:38.321
7	1:39.896	+1.406	12:05:18.217
8	1:43.986	+5.496	12:07:02.203
9	1:42.280	+3.790	12:08:44.483
10	1:38.780	+0.290	12:10:23.263
11	1:39.923	+1.433	12:12:03.186
12	1:39.851	+1.361	12:13:43.037
13	1:40.261	+1.771	12:15:23.298

(87) Trevor Bond			
1	1:43.840	+3.913	11:55:27.060
2	1:41.654	+1.727	11:57:08.714
3	1:40.628	+0.701	11:58:49.342
4	1:41.615	+1.688	12:00:30.957
5	1:44.472	+4.545	12:02:15.429
6	1:43.298	+3.371	12:03:58.727
7	1:43.150	+3.223	12:05:41.877
8	1:39.986	+0.059	12:07:21.863
9	1:39.927		12:09:01.790
10	1:42.452	+2.525	12:10:44.242
11	1:40.179	+0.252	12:12:24.421
12	1:41.668	+1.741	12:14:06.089
13	1:40.536	+0.609	12:15:46.625

(84) Kelly Wittenaer			
1	1:47.847	+6.104	11:55:31.091
2	1:44.197	+2.454	11:57:15.288
3	1:43.913	+2.170	11:58:59.201
4	1:42.498	+0.755	12:00:41.699
5	1:43.034	+1.291	12:02:24.733
6	1:42.916	+1.173	12:04:07.649
7	1:43.279	+1.536	12:05:50.928
8	1:42.426	+0.683	12:07:33.354
9	1:43.510	+1.767	12:09:16.864
10	1:43.744	+2.001	12:11:00.608

11	1:43.989	+2.246	12:12:44.597
12	1:42.700	+0.957	12:14:27.297
13	1:41.743		12:16:09.040
(137) John Wittenaer			
1	1:49.993	+8.440	11:55:31.982
2	1:45.374	+3.821	11:57:17.356
3	1:44.224	+2.671	11:59:01.580
4	1:42.989	+1.436	12:00:44.569
5	1:42.238	+0.685	12:02:26.807
6	1:43.294	+1.741	12:04:10.101
7	1:42.830	+1.277	12:05:52.931
8	1:42.445	+0.892	12:07:35.376
9	1:44.351	+2.798	12:09:19.727
10	1:42.225	+0.672	12:11:01.952
11	1:43.956	+2.403	12:12:45.908
12	1:43.329	+1.776	12:14:29.237
13	1:41.553		12:16:10.790

(37) Joanne Lemmons			
1	1:51.124	+9.303	11:55:32.810
2	1:45.696	+3.875	11:57:18.506
3	1:43.605	+1.784	11:59:02.111
4	1:43.640	+1.819	12:00:45.751
5	1:43.462	+1.641	12:02:29.213
6	1:43.024	+1.203	12:04:12.237
7	1:43.520	+1.699	12:05:55.577
8	1:41.821		12:07:37.578
9	1:43.012	+1.191	12:09:20.590
10	1:42.112	+0.291	12:11:02.702
11	1:44.316	+2.495	12:12:47.018
12	1:43.870	+2.049	12:14:30.888
13	1:43.786	+1.965	12:16:14.674

(57) Jeffrey Moore			
1	1:55.709	+4.469	11:55:38.743
2	1:53.918	+2.678	11:57:32.661
3	1:53.843	+2.603	11:59:26.504
4	1:55.228	+3.988	12:01:21.732
5	1:53.525	+2.285	12:03:15.257
6	1:54.125	+2.885	12:05:09.382
7	1:52.228	+0.988	12:07:01.610
8	1:52.697	+1.457	12:08:54.307
9	1:51.830	+0.590	12:10:46.137
10	1:51.240		12:12:37.377
11	1:53.305	+2.065	12:14:30.682
12	1:51.576	+0.336	12:16:22.258

President - Danny Piott

Safety Steward - Berkeley Merrill

Regulations Chief - Steve Coleman

Orbits

www.mylaps.com

Licensed to: Corinthian Vintage Auto Racing



Thunder on the Cimarron XXIII

Lapchart


Group 2

Hallett Motor Racing Circuit 1.800 miles

G2 - CanAM Mini Feature Challenge

10/6/2024 12:00

Race (20:00 or 14 Laps) started at 11:53:39



Competitors		Laps														
		0	1	2	3	4	5	6	7	8	9	10	11	12	13	14
Greg Wold (881)	1	881	881	881	881	881	881	881	881	881	881	881	881	881	881	881
Andrew Nelson (52)	2	52	52	52	52	36	36	36	36	36	36	36	36	36	36	36
Daniel Wold (36)	3	36	36	36	36	52	11	11	11	11	11	11	11	11	11	11
Louis Gladfelter (48)	4	48	16	11	11	11	16	16	16	16	16	52	52	52	52	52
Paul Bastyr (16)	5	16	11	16	16	16	48	52	52	52	52	16	16	16	16	16
Cole Davis (75*)	6	75*	48	48	48	48	52	48	48	48	48	48	48	48	48	48
Doug Peterson (11)	7	11	87	87	87	87	87	87	87	87	87	87	87	87	87	87
Joanne Lemmons (37)	8	37	84	84	84	84	84	84	84	84	84	84	84	84	84	84
John Wittenauer (137)	9	137	137	137	137	137	137	137	137	137	137	137	137	137	137	137
Jeffrey Moore (57)	10	57	37	37	37	37	37	37	37	37	37	37	37	37	37	37
Trevor Bond (87)	11	87	57	57	57	57	57	57	57	57	57	57	57	57	57	57
Kelly Wittenauer (84)	12	84														
-	13															
-	14															
-	15															
-	16															
-	17															
-	18															
-	19															
-	20															
-	21															
-	22															
-	23															
-	24															
-	25															
-	26															
-	27															
-	28															
-	29															
-	30															
-	31															
-	32															
-	33															

President - Danny Piott

Orbits

Safety Steward - Berkeley Merrill

Regulations Chief - Steve Coleman

www.mylaps.com

Licensed to: Corinthian Vintage Auto Racing