



Thunder on the Cimarron XXIII

Sorted on Laps

Group 2

Hallett Motor Racing Circuit 1.800 miles

G2 - Race 3

10/6/2024 09:30

Race (20:00 or 13 Laps) started at 9:28:17

Pos	No.	Name	Class	Vehicle-Year/Make/M	Color	Laps	Diff	Total Tm	Best Tm	Group	Points
1	60	Stefan Schluter	EP	1972 Porsche 914-4	Tangerine	13		21:18.695	1:34.209	2	4
2	25	Steven Coleman	FP	1972 MG Midget	Black Tulip	13	4.057	21:22.752	1:37.263	2	4
3	18	Paul Martin	EP	MG Mgb	Green	13	11.431	21:30.126	1:36.999	2	4
4	48	Louis Gladfelter	CS	1962 Mini Mini Cooper !	Red	13	12.830	21:31.525	1:38.084	2	4
5	6	Mike Jones	EP	1965 MG B	Green	13	58.965	22:17.660	1:40.194	2	4
6	188	Thomas Searls	FP	1967 Datsun 1600	Whiteredgreen	13	1:04.739	22:23.434	1:41.687	2	4
7	84	Kelly Wittenauer	CS	1968 Unipower GT	Yellow	12	1 Lap	21:27.869	1:44.301	2	0
8	71	Mike Bond	FP	1971 MG Midget	Blue	12	1 Lap	21:30.795	1:29.743	2	4
9	53	Marty Baker	EP	1971 MG MGB-GT	Light gray/red	12	1 Lap	21:40.199	1:45.825	2	4
10	133	Stan Bell	FP	1972 Fiat spider	yellow	12	1 Lap	21:43.618	1:45.914	2	4
11	26	Mike Coleman	FP	1972 MG Midget	Black Tulip	8	5 Laps	12:42.164	1:34.018	2	3
12	87	Trevor Bond	CS	1962 Morris Mini	Black	8	5 Laps	13:40.240	1:37.833	2	4
DNF	37	Joanne Lemmons	CS	1963 Morris Mini	Green	5	DNF	8:40.487		2	3
DNF	21	Rodger Grantham	EP	1965 MG B	Blue	5	DNF	9:22.832	1:46.611	2	2
Not classified											
DNS	881	Greg Wold	CS	1964 Morris Cooper S	white		DNF			2	0
DNS	52	Andrew Nelson	CS	1963 Austin Cooper S	Blue		DNF			2	0
DNS	36	Daniel Wold	CS	1964 Morris Cooper S	White		DNF			2	0
DNS	23	Dave Williams	FP	1959 Austin Healey Spr	Silver		DNF			2	0
DNS	10	David Lee	FP	1959 Austin Healey Spr	White		DNF			2	0
DNS	16	Paul Bastyr	CS	1962 Austin Cooper-S	Red		DNF			2	0
DNS	75*	Cole Davis	CS	1969 Austin America	Blue/Black		DNF			2	0
DNS	24	Chris Duroy	FP	1972 MG Midget	Plum		DNF			2	0
DNS	11	Doug Peterson	CS	1965 Fortech Mini	Yellow/Purple		DNF			2	0
DNS	28	Colby Lemmons	CS	1966 Austin Mini Coope	Blue		DNF			2	0
DNS	21*	Gary Grantham	EP	1965 MG B	Blue		DNF			2	0
DNS	15	Cole Liggett	CS	1959 Morris Mini	Blue/White		DNF			2	0
DNS	137	John Wittenauer	CS	1964 Morris Cooper S	Blue		DNF			2	0
DNS	57	Jeffrey Moore	CS	1966 Austin Mini Coope	White		DNF			2	0
DNS	93	Richard Varner	EP	1964 MG MGB	Red		DNF			2	0
DNS	658	Louis Gladfelter	CS	1962 Mini Mini Cooper !	Lt Green		DNF			2	0
DNS	73	Bobby Whitehead	FP	1973 MG Midget	Blue		DNF			2	0

Announcements

+2 pts 1st-4th in class; +1 pt 5th-6th in class; +1 pt starting race; +1 pt finishing race

Margin of Victory	Avg. Speed	Best Lap Tm	Best Speed	Best Lap by
4.057	65.880	1:29.743	72.206	71 - Mike Bond
President - Danny Piott				Orbits

Safety Steward - Berkeley Merrill

Regulations Chief - Steve Coleman

www.mylaps.com

Licensed to: Corinthian Vintage Auto Racing



Thunder on the Cimarron XXIII

Sorted on Laps


Group 2

Hallett Motor Racing Circuit 1.800 miles

G2 - Race 3

10/6/2024 09:30

Race (20:00 or 13 Laps) started at 9:28:17



Pos	No.	Name	Class	Vehicle-Year / Make / M	Color	Laps	Diff	Total Tm	Best Tm	Group	Points
DNS	75	Scott Davis	CS	1969 Austin America	Blue/Black		DNS			2	0

Announcements

+2 pts 1st-4th in class; +1 pt 5th-6th in class; +1 pt starting race; +1 pt finishing race

Margin of Victory	Avg. Speed	Best Lap Tm	Best Speed	Best Lap by
4.057	65.880	1:29.743	72.206	71 - Mike Bond

President - Danny Piott

Orbits

Safety Steward - Berkeley Merrill

Regulations Chief - Steve Coleman

www.mylaps.com

Licensed to: Corinthian Vintage Auto Racing

Thunder on the Cimarron XXIII


Group 2

Hallett Motor Racing Circuit 1.800 miles

G2 - Race 3

10/6/2024 09:30

Race (20:00 or 13 Laps) started at 9:28:17



Lap	Lap Tm	Diff	Time of Day
(60) Stefan Schluter			
1	1:36.380	+2.171	9:29:54.166
2	1:34.646	+0.437	9:31:28.812
3	1:34.209		9:33:03.021
4	1:34.774	+0.565	9:34:37.795
5	1:34.339	+0.130	9:36:12.134
6	1:34.390	+0.181	9:37:46.524
7	1:34.743	+0.534	9:39:21.267
8	1:36.290	+2.081	9:40:57.557
9	1:37.256	+3.047	9:42:34.813
10	1:41.808	+7.599	9:44:16.621
11	1:44.151	+9.942	9:46:00.772
12	1:46.837	+12.628	9:47:47.609
13	1:48.782	+14.573	9:49:36.391

(25) Steven Coleman			
1	1:37.936	+0.673	9:29:56.272
2	1:37.882	+0.619	9:31:34.154
3	1:37.421	+0.158	9:33:11.575
4	1:38.059	+0.796	9:34:49.634
5	1:39.356	+2.093	9:36:28.990
6	1:38.616	+1.353	9:38:07.606
7	1:38.680	+1.417	9:39:46.286
8	1:38.063	+0.800	9:41:24.349
9	1:37.263		9:43:01.612
10	1:37.363	+0.100	9:44:38.975
11	1:40.125	+2.862	9:46:19.100
12	1:40.007	+2.744	9:47:59.107
13	1:41.341	+4.078	9:49:40.448

(18) Paul Martin			
1	1:41.613	+4.614	9:29:59.813
2	1:39.138	+2.139	9:31:38.951
3	1:40.973	+3.974	9:33:19.924
4	1:39.281	+2.282	9:34:59.205
5	1:40.969	+3.970	9:36:40.174
6	1:38.939	+1.940	9:38:19.113
7	1:38.750	+1.751	9:39:57.863
8	1:38.310	+1.311	9:41:36.173
9	1:38.079	+1.080	9:43:14.252
10	1:38.457	+1.458	9:44:52.709
11	1:38.385	+1.386	9:46:31.094
12	1:39.729	+2.730	9:48:10.823
13	1:36.999		9:49:47.822

(48) Louis Gladfelter			
1	1:42.639	+4.555	9:30:01.162
2	1:38.331	+0.247	9:31:39.493
3	1:40.015	+1.931	9:33:19.508
4	1:39.599	+1.515	9:34:59.107
5	1:40.400	+2.316	9:36:39.507
6	1:39.185	+1.101	9:38:18.692
7	1:38.795	+0.711	9:39:57.487
8	1:38.290	+0.206	9:41:35.777
9	1:38.084		9:43:13.861
10	1:38.517	+0.433	9:44:52.378
11	1:38.205	+0.121	9:46:30.583
12	1:40.066	+1.982	9:48:10.649
13	1:38.572	+0.488	9:49:49.221

(6) Mike Jones			
1	1:46.387	+6.193	9:30:05.293
2	1:43.794	+3.600	9:31:49.087
3	1:43.295	+3.101	9:33:32.382
4	1:42.674	+2.480	9:35:15.056
5	1:42.446	+2.252	9:36:57.502
6	1:43.255	+3.061	9:38:40.757
7	1:41.450	+1.256	9:40:22.207
8	1:41.297	+1.103	9:42:03.504
9	1:40.194		9:43:43.698
10	1:41.167	+0.973	9:45:24.865
11	1:41.523	+1.329	9:47:06.388
12	1:44.095	+3.901	9:48:50.483
13	1:44.873	+4.679	9:50:35.356

(188) Thomas Searls			
1	1:48.173	+6.486	9:30:07.242
2	1:43.463	+1.776	9:31:50.705
3	1:43.921	+2.234	9:33:34.626
4	1:43.090	+1.403	9:35:17.716
5	1:43.118	+1.431	9:37:00.834
6	1:43.413	+1.726	9:38:44.247
7	1:41.687		9:40:25.934
8	1:42.128	+0.441	9:42:08.062
9	1:42.715	+1.028	9:43:50.777
10	1:42.214	+0.527	9:45:32.991
11	1:42.947	+1.260	9:47:15.938
12	1:42.882	+1.195	9:48:58.820
13	1:42.310	+0.623	9:50:41.130

(84) Kelly Wittenuer			
1	1:55.501	+11.200	9:30:15.771
2	1:47.767	+3.466	9:32:03.538
3	1:46.452	+2.151	9:33:49.990
4	1:47.179	+2.878	9:35:37.169
5	1:46.441	+2.140	9:37:23.610
6	1:47.386	+3.085	9:39:10.996
7	1:47.942	+3.641	9:40:58.938
8	1:44.365	+0.064	9:42:43.303
9	1:45.521	+1.220	9:44:28.824
10	1:45.742	+1.441	9:46:14.566
11	1:46.698	+2.397	9:48:01.264
12	1:44.301		9:49:45.565

(71) Mike Bond			
1	1:37.884	+8.141	9:32:23.112
2	1:34.485	+4.742	9:33:57.597
3	1:36.482	+6.739	9:35:34.079
4	1:30.747	+1.004	9:37:04.826
5	1:36.128	+6.385	9:38:40.954
6	1:38.051	+8.308	9:40:19.005
7	1:39.434	+9.691	9:41:58.439
8	1:37.436	+7.693	9:43:35.875
9	1:30.442	+0.699	9:45:06.317
10	1:29.743		9:46:36.060
11	1:35.058	+5.315	9:48:11.118
12	1:37.373	+7.630	9:49:48.491

(53) Marty Baker			
1	1:55.347	+9.522	9:30:14.638
2	1:51.176	+5.351	9:32:05.814

3	1:49.439	+3.614	9:33:55.253
4	1:48.033	+2.208	9:35:43.286
5	1:47.442	+1.617	9:37:30.728
6	1:47.585	+1.760	9:39:18.313
7	1:47.294	+1.469	9:41:05.607
8	1:46.609	+0.784	9:42:52.216
9	1:45.897	+0.072	9:44:38.113
10	1:47.057	+1.232	9:46:25.170
11	1:45.825		9:48:10.995
12	1:46.900	+1.075	9:49:57.895

(133) Stan Bell			
1	1:56.931	+11.017	9:30:17.478
2	1:50.503	+4.589	9:32:07.981
3	1:49.862	+3.948	9:33:57.843
4	1:46.548	+0.634	9:35:44.391
5	1:46.887	+0.973	9:37:31.278
6	1:47.669	+1.755	9:39:18.947
7	1:47.466	+1.552	9:41:06.413
8	1:46.325	+0.411	9:42:52.738
9	1:45.914		9:44:38.652
10	1:47.128	+1.214	9:46:25.780
11	1:46.321	+0.407	9:48:12.101
12	1:49.213	+3.299	9:50:01.314

(26) Mike Coleman			
1	1:35.909	+1.891	9:29:53.605
2	1:36.387	+2.369	9:31:29.992
3	1:34.018		9:33:04.010
4	1:34.363	+0.345	9:34:38.373
5	1:34.765	+0.747	9:36:13.138
6	1:34.334	+0.316	9:37:47.472
7	1:35.428	+1.410	9:39:22.900
8	1:36.960	+2.942	9:40:59.860

(87) Trevor Bond			
1	1:45.687	+7.854	9:30:06.176
2	1:43.597	+5.764	9:31:49.773
3	1:43.130	+5.297	9:33:32.903
4	1:42.859	+5.026	9:35:15.762
5	1:42.267	+4.434	9:36:58.029
6	1:42.688	+4.855	9:38:40.717
7	1:37.833		9:40:18.550
8	1:39.386	+1.553	9:41:57.936

(37) Joanne Lemmons			
1	1:46.595	9:08.180	9:30:06.864
2	1:42.944	9:11.831	9:31:49.808
3	1:42.955	9:11.820	9:33:32.763
4	1:43.094	9:11.681	9:35:15.857
5	1:42.326	9:12.449	9:36:58.183

(21) Rodger Grantham			
1	2:02.139	+15.528	9:30:23.655
2	1:46.611		9:32:10.266
3	1:52.428	+5.817	9:34:02.694
4	1:46.886	+0.275	9:35:49.580
5	1:50.948	+4.337	9:37:40.528

President - Danny Piott

Safety Steward - Berkeley Merrill

Regulations Chief - Steve Coleman

Orbits

www.mylaps.com

Licensed to: Corinthian Vintage Auto Racing



Thunder on the Cimarron XXIII

Lapchart


Group 2

Hallett Motor Racing Circuit 1.800 miles

G2 - Race 3

10/6/2024 09:30

Race (20:00 or 13 Laps) started at 9:28:17



Competitors	Laps	Laps													
		0	1	2	3	4	5	6	7	8	9	10	11	12	13
Mike Coleman (26)	1	26	26	60	60	60	60	60	60	60	60	60	60	60	60
Stefan Schluter (60)	2	60	60	26	26	26	26	26	26	25	25	25	25	25	25
Paul Martin (18)	3	18	25	25	25	25	25	25	25	48	48	48	48	48	18
Steven Coleman (25)	4	25	18	18	48	48	48	48	48	18	18	18	18	18	48
Louis Gladfelter (48)	5	48	48	48	18	18	18	18	18	6	6	6	6	6	6
Mike Jones (6)	6	6	6	6	6	6	87	87	87	188	188	188	188	188	188
Thomas Searls (188)	7	188	87	87	37	87	87	6	6	6	84	84	84	84	84
Marty Baker (53)	8	53	37	37	87	37	37	188	188	188	53	53	53	71	71
Joanne Lemmons (37)	9	37	188	188	188	188	188	84	84	84	133	133	71	53	53
Kelly Wittenauer (84)	10	84	53	84	84	84	84	53	53	53	71	71	133	133	133
Trevor Bond (87)	11	87	84	53	53	53	53	133	133	133					
Stan Bell (133)	12	133	133	133	133	133	133	71	71	71					
Rodger Grantham (21)	13	21	21	21	21	21	21								
Mike Bond (71)	14	71	71	71	71	71	71								
-	15														
-	16														
-	17														
-	18														
-	19														
-	20														
-	21														
-	22														
-	23														
-	24														
-	25														
-	26														
-	27														
-	28														
-	29														
-	30														
-	31														
-	32														

President - Danny Piott

Orbits

Safety Steward - Berkeley Merrill

Regulations Chief - Steve Coleman

www.mylaps.com

Licensed to: Corinthian Vintage Auto Racing